

Review

# Energy systems and green sourced nanomaterials—A today's outlook

Ayesha Kausar

National Center for Physics, Quaid-i-Azam University Campus, Islamabad 45320, Pakistan; [asheesgreat@yahoo.com](mailto:asheesgreat@yahoo.com)

## CITATION

Kausar A. Energy systems and green sourced nanomaterials—A today's outlook. *Materials Technology Reports*. 2024; 2(2): 1879. <https://doi.org/10.59400/mtr1879>

## ARTICLE INFO

Received: 17 October 2024  
Accepted: 7 November 2024  
Available online: 20 November 2024

## COPYRIGHT



Copyright © 2024 by author(s). *Materials Technology Reports* is published by Academic Publishing Pte. Ltd. This work is licensed under the Creative Commons Attribution (CC BY) license. <https://creativecommons.org/licenses/by/4.0/>

**Abstract:** Owing to current growing demands of environmental friendly energy devices, innumerable green materials/nanomaterials have been applied to design the desired high tech devices. Amongst energy devices, supercapacitors have been ranked distinctively for efficient energy storage competence. Principally, green nanocomposites derived from green or ecological polymers and green nanoparticles have been scrutinized for supercapacitor components. Concerning this, current review has been planned to sketch the energy storage application of green nanocomposites, predominantly for supercapacitors. In this concern, mostly synthetic green polymers (such as polyaniline, polypyrrole, etc.) and their blends with natural polymers (like chitosan) having fine biodegradability, non-toxicity, low cost, and superior device end performance have been found as the noteworthy materials. Additionally, green nanofillers like carbon nanoparticles (carbon nanotube, graphene, etc.) and metal nanoparticles have been processed with green polymers via ecological techniques, like in situ, solution, sonication, mixing, hydrothermal, exfoliation, reduction, etc., to form the anticipated energy device components. In consequence, the designed ecological nanocomposites expectedly had the advantages of low price/weight, superior mechanical/heat resilience, electron transference, capacitance, power/charge density, charge-discharge, sustainability as well as environmentally friendliness for energy related methodological systems. Incidentally, the design and performance challenges towards the application of ecological nanocomposites in energy storage devices have been conversed.

**Keywords:** green; polymer; nanofiller; nanocomposite; supercapacitor; environmental; high performance

## 1. Introduction

With the advancements in the materials and nanotechnological breakthroughs, green materials/nanomaterials having facile biodegradability and sustainability features have been the focus of recent technical researches [1,2]. For nanocomposites, essential environmental materials like natural or synthetic green polymers have been investigated as matrix materials [3,4]. Further, numerous nanoparticles of inorganic (metal, ceramics) and organic (carbon, polymers) types have been studied for advanced green nanocomposites [5]. In consequence, the nanocomposites designed from green matrices and nanofillers have been reported for valuable structural, mechanical, biodecomposibility, and sustainability features for progressive applications [6,7]. Besides, one important aspect of the green nanomaterials has been identified as the utilization of environmentally safe processing techniques to avoid any probable green house effects [8]. Ultimately, carefully designed green nanocomposites have been scrutinized for demanding industrial level employments, including energy sector, electronics, engineering, biomedical, etc. [9]. Use of environmentally safe nanomaterials have recently gained much curiosity in the energy/electronics fields [10]. In this concern, various combinations of eco polymers and eco nanoparticles

have been focused for advanced energy devices and systems [11]. Furthermore, use of advanced green synthesis techniques has been engrossed to form the green nanomaterials for high tech energy applications [12]. Especially, in the field of energy storing devices, like supercapacitors, interesting field researches have been observed concentrating the use of green nanomaterials, instead of traditional non-ecological materials designs in practice [13,14].

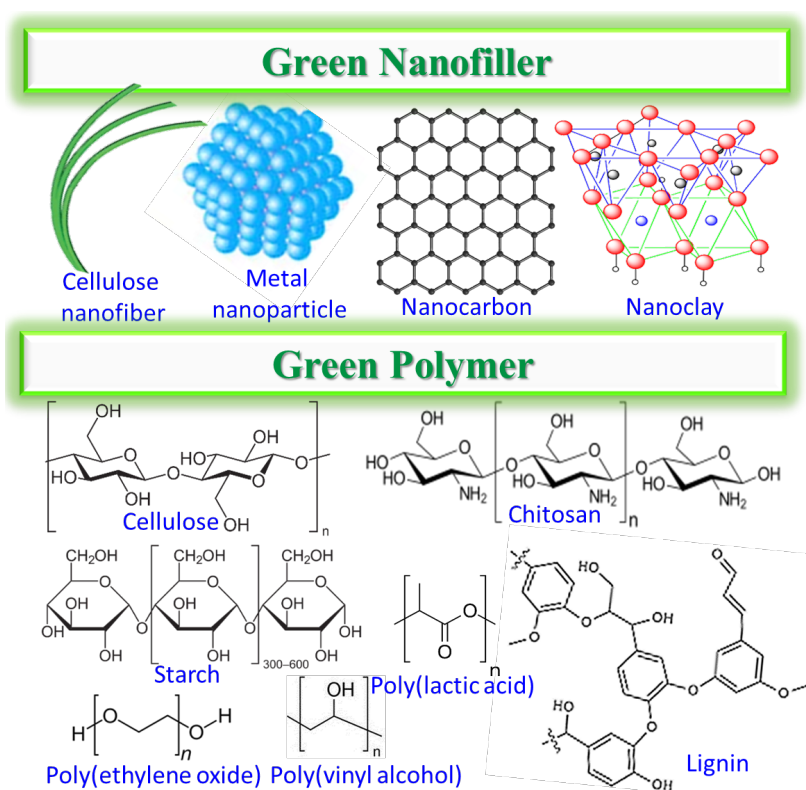
Accordingly, disciplined research attempts have been observed for the synthesis of ecological or green materials or nanocomposites for energy storage devices [15]. For example, research reports have been detected on conducting polymers and graphene-based nanomaterials using green methods for supercapacitor electrodes having environmental friendliness, low price, superior surface area, capacitance, and charge-discharge properties [16]. Lots of attempts have been reported in recent years (2020–2024) on supercapacitor electrodes derived from conducting polymers (polyaniline, polypyrrole, polythiophene, and polythiophene) and carbon nanoparticles with sustainability and ecofriendliness for application in supercapacitor electrodes [17,18]. Çıplak et al. [19] formed ecological polyaniline/graphene/gold nanoparticles, by green in situ polymerization method, for supercapacitor electrode applications. Consequently, the environmentally friendly supercapacitor electrode showed reasonable specific capacitance of  $212.8 \text{ Fg}^{-1}$ . In recent years, Arthisree et al. [20] formed environmentally friendly high performance supercapacitor electrodes using polyacrylonitrile, polyaniline, and quantum dots. Consequently, the polyacrylonitrile/polyaniline/quantum dot nanocomposite showed high specific capacitance of up to  $600 \text{ Fg}^{-1}$ . More recently, Zhao et al. [21] used carboxyl substituted dipyrrophenazine and MXene based green nanocomposites to design electrodes for efficient energy storing devices. The resulting nanomaterial had reasonably high reversible capacity of  $172.6 \text{ mAh cm}^{-3}$  in 4000 cyclic performances. The carboxyl substituted dipyrrophenazine/MXene were suggested for ecofriendly flexible portable energy storing device applications. Hence, lots of recent researches have been seen on the green and sustainable nanocomposite electrodes for environmentally friendly charge storage devices [22].

Along these lines, this novel review has thrown light upon the existing designs and demanding necessities regarding the implementations of green nanocomposites for energy storage systems. In this concern, essential green polymers and nanofiller based designs have been argued here. Effectiveness of green nanomaterials to attain low weight, cheap, robust, and sustainable green supercapacitor components, having high specific capacitance, power/charge density, recyclability, etc., have been surveyed for commercial energy devices applications. It seems that future of energy storage systems, like supercapacitors, relies upon more precise research endeavors to identify high-tech green/sustainable designs having least processing and performance related challenges.

## **2. Concept of green polymers, nanofillers and nanocomposites**

Recognition of natural or green polymers can be related to centuries back with the wood, cotton, and natural rubber like materials [23,24]. Later, natural green polymers like cellulose, chitosan, starch, nylons, etc. and synthetic green polymers

like poly (vinyl alcohol), poly (ethylene glycol), poly (lactic acid), etc., have been foreseen [25,26]. Green polymers usually own biodegradability, sustainability, and environmentally friendly features [27,28]. Moreover, synthetic green polymers must be processed via ecological routes to maintain the environmental demands [29]. Further, green polymers have been observed practically beneficial for a number of industrial applications due to their increasing demand for engineering structures, adhesive/coating, and biomedical industries [30–32]. Besides, for reinforcing green polymeric matrices, numerous ecologically beneficial green nanofillers have been adopted including the polymeric nanoparticles, metal nanoparticles, carbon nanoparticles, and inorganic nanoparticles like nanoclays [33–35]. **Figure 1** shows few examples of essential ecological or green nanoparticles and also the green polymers used for environmentally friendly nanocomposites.

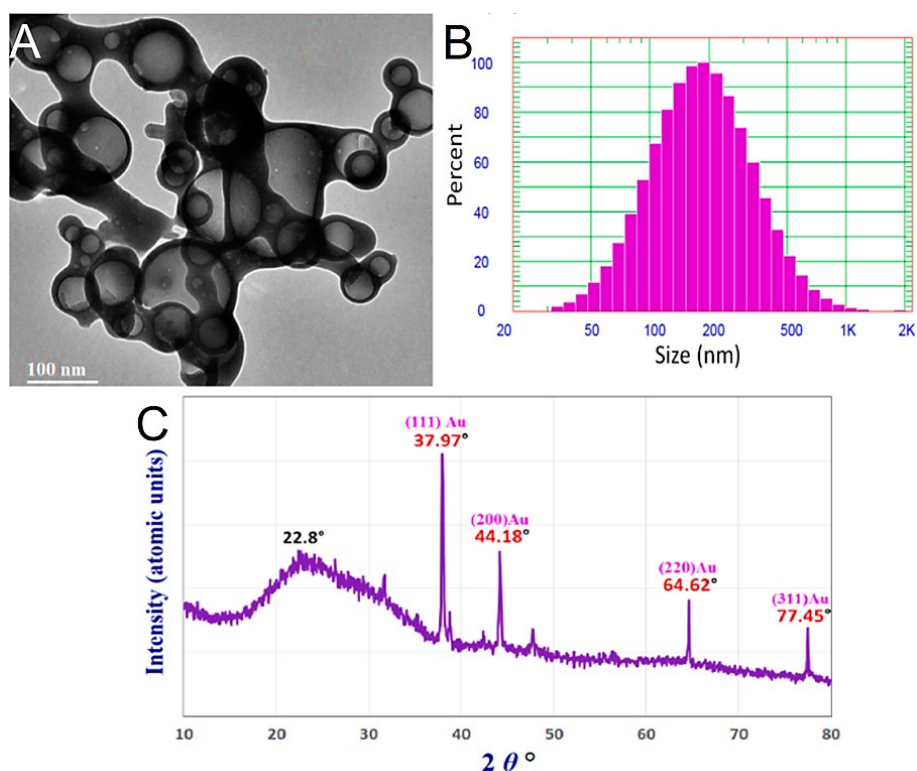


**Figure 1.** Few green polymers and green nanofillers.

For green nanocomposites, starch has been adopted as a low-cost natural polymer having facile biodegradation and environmentally friendly nature [36,37]. For example, Cheviron et al. [38] formed green nanocomposites based on starch and silver nanoparticles and explored for antimicrobial packaging applications. Similarly, the nanocomposites of lignin, cellulose, and allied natural green polymers have been reported [39,40].

Chitosan is an important green polymer used as matrix material for nanocomposites [41]. Regarding green metal nanoparticle-based system, Hashem et al. [42] prepared the chitosan/gold nanoparticle hybrid using a green chemical reduction method. **Figure 2A** shows the transmission electron microscopy image of the chitosan/gold nanoparticle hybrid having gold nanoparticles of sizes in the range of

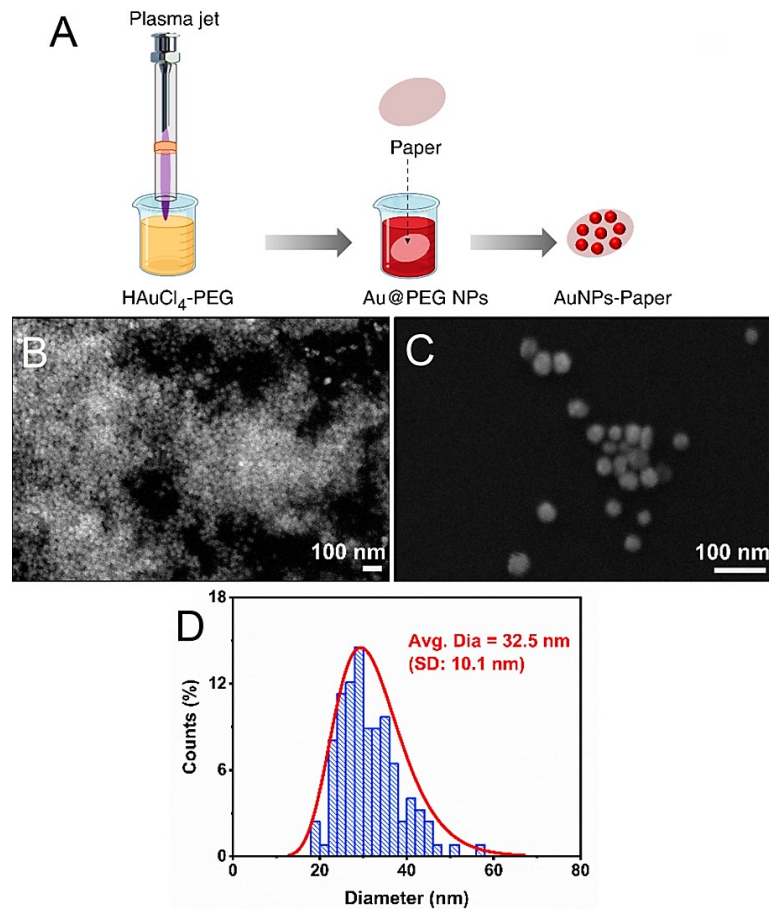
20–120 nm in the matrix. **Figure 2B** depicts the particle size distribution of the chitosan/gold nanoparticle hybrid with average nanoparticle sizes of  $\sim 200$  nm, owing to the insertion in the polymeric matrix and coating with the polymer. In addition, **Figure 2C** shows the X-ray diffraction patterns of the chitosan/gold nanoparticle hybrid with characteristic diffraction peaks for chitosan ( $22.8^\circ$ ) and gold nanoparticle peaks at  $37.9^\circ$  and  $44.1^\circ$ – $77.4^\circ$  due to crystallinity of the nanocomposite sample. Carlo et al. [43] also loaded gold nanoparticles in chitosan matrix using a green solution route based on  $\text{HAuCl}_4$  salt and caffeic acid. The chitosan/gold nanoparticle nanocomposites had fine biodegradability and biocompatibility features.



**Figure 2.** (A) Transmission electron microscopy image of the chitosan/gold nanoparticle hybrid; (B) particle size distribution of the chitosan/gold nanoparticle hybrid; (C) X-ray diffraction patterns of the chitosan/gold nanoparticle hybrid [42]. Reproduced with permission from MDPI.

Poly (ethylene glycol) is a synthetic green polymer having water solubility, biodegradability, and non-toxicity properties and it is widely applied as a matrix for nanofillers [44]. Including metal nanoparticles or carbon nanofillers in poly (ethylene glycol) matrix has been found to enhance the heat stability and mechanical properties of the resulting nanomaterials [45]. For example, Nguyen et al. [46] applied green plasma assisted chemical reduction approach for the formation of the poly (ethylene glycol) functional gold nanoparticle nanocomposite. **Figure 3A** shows a simple synthetic process for plasma assisted formation of the poly (ethylene glycol) functional gold nanoparticle nanocomposite. The as prepared poly (ethylene glycol) functional gold nanoparticle sample was scanned for the scanning electron microscopy images of different resolutions, as given in **Figure 3B,C**. According to the micrographs, gold nanoparticles had fine dispersions in the polymer and own uniform

quasi spherical shapes.



**Figure 3.** (A) Process for the plasma assisted synthesis of poly (ethylene glycol) functional gold nanoparticles (Au@PEG NPs); scanning electron microscopy images of Au@PEG NPs: (B) at 60,000 × resolution; and (C) at 160,000 × resolution; (D) the particle size distribution of Au@PEG NPs, with average particle size of 32.5 nm (standard deviation, SD, of 0.1 nm [46].

Reproduced with permission from MDPI.

**Figure 3D** illustrates the particle size distribution plots of the poly (ethylene glycol) functional gold nanoparticles obtained by Image J software showing a uniform symmetrical gold nanoparticle distribution and average size of around 32.5 nm. These results indicated the success of the green plasma-based technique applied to form the green poly (ethylene glycol)/gold nanoparticle hybrids. Similarly, countless reports have been observed on the poly (ethylene glycol) hybrids, e.g., the poly (ethylene glycol)/halloysite nanotubes [47], poly (ethylene glycol)/turmeric nanofibers [48], poly (ethylene oxide)/silver nanoparticles [49], poly (ethylene oxide)/silica nanoparticles [50] for applications in devices, packaging, antimicrobials, and biomedical fields [51].

Among other metal (gold/silver nanoparticles) or inorganic nanoparticles (nanoclays) filled green hybrids, poly (vinyl alcohol) [52–54] and poly (lactic acid) [55–57] based nanomaterials have been reported for low cost, fine biodegradability, non-lethality, and environmentally friendliness for wide ranging applications as antibacterial, wound healing, biomedical, and technical relevance.

Besides, various nanocarbons including carbon nanotube, graphene, graphene oxide, and other modified graphene forms have been applied as beneficial nanofillers for the formation of the green polymers and nanocomposites.

### **3. Green nanocomposites for energy systems**

Concept of using green or ecological materials can be related to the ancient development of wind turbine blades using natural composites, instead of heavy metal-based structures [58]. Further research efforts on ecological composites exposed uses in sophisticated devices, like optoelectronics [59]. Similarly, numerous environmental materials, e.g., natural polymer, have been recognized with the potential for energy conversion systems, like batteries [60]. Consequently, natural/green polymers and related materials have been explored for light emitting diodes [61], solar cell devices [62], thermoelectric generators [63], and related thermoelectric devices [64]. In these systems, green polymers have been suggested to develop donor-acceptor type associations for energy conversion purposes [65]. Incidentally, the optical, electron conduction, and energy conversion features of these ecological materials depicted their demand in today's high-tech energy conversion systems, like supercapacitors.

Among efficient energy conversion systems, supercapacitors have been enormously focused by the researchers due to high energy outputs [66]. Advancements in the field of supercapacitors have devised the use of effective green materials, such as polymers, composites, and nanocomposites [67]. Consequently, green or ecological polymers, natural fillers, green or green derived nanoparticles have been investigated to form the ecological composites and nanocomposite designs for energy storage devices [68]. In this concern, ecofriendly/green synthesis methods have also been studied for the formation of environmentally safe materials or nanomaterials [69].

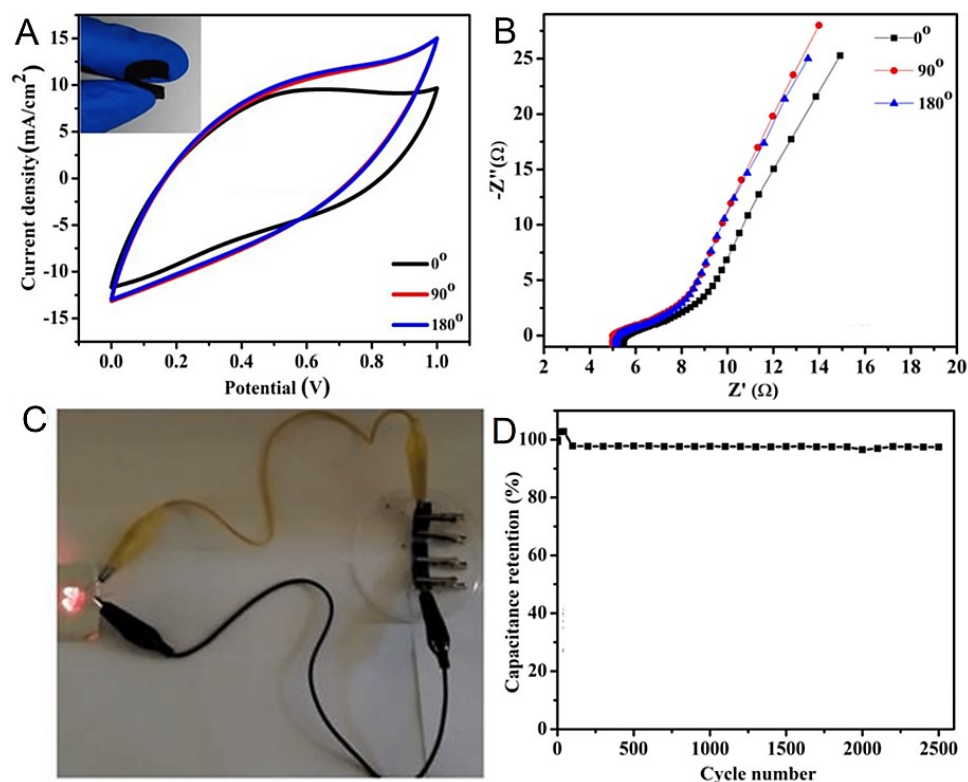
Out of huge variety of polymers, naturally occurring and synthetic polymers having ecofriendly, biodegradability, and sustainability properties have been focused for green energy applications [70]. Few examples may include cellulose, chitosan, chitin, lignin, starch, and countless other eco polymers [71]. Particularly, for supercapacitor electrodes, natural/green polymers offer the advantages of facile processing and superior performance, in addition to sustainability aspects [72]. Despite of using green polymers, several non-green materials have been processed using ecological routes to attain environmentally safe materials for supercapacitors or energy devices [73].

For superior supercapacitor device performance, green polymers have been converted to green nanocomposite by adopting several inorganic (metal nanoparticles or metal oxide nanoparticles) and carbon nanomaterials [74,75]. Amidst carbon nanoparticles, carbon nanotube, graphene, and modified carbon nanotube or graphene nanostructures have been investigated [76]. Additionally, use of green methods with safe chemical and reagents have been practiced to form the desired ecological nanocomposite for energy storage [77].

#### 4. Green energy devices—Supercapacitors

For energy devices, carbon nanoparticles have been processed with polymers or inorganic matrices via environmentally safe chemicals and methods to attain the desired ecological device materials [76]. In this way, use of hazardous organic solvents and reagents can be avoided to form green nanocomposites [78]. Subsequently, researchers are continuously struggling to fabricate advanced supercapacitor devices with high capacitance, power density, and cyclic performance using green polymers, green nanocarbons, and green synthesis routes [79].

Carbon nanotube based green nanocomposites have been reported for supercapacitor assemblies [80]. Here, Jyothibasud et al. [81] used a modest low cost in situ chemical polymerization, sonication, and filtration routes to form green polypyrrole/kapok fiber/carbon nanotube nanocomposite. **Figure 4A** shows the cyclic voltametric curves of the polypyrrole/kapok fiber/carbon nanotube nanocomposite, which was bent at several angles of  $0^\circ$  to  $180^\circ$  ( $40 \text{ mV s}^{-1}$ ). The obtained nanocomposite based flexible supercapacitor is also shown as an inset with a digital photograph in bent form. The nanocomposite-based supercapacitor electrode had symmetric cyclic performance in cyclic voltametric curves. **Figure 4B** displays electrochemical impedance spectroscopy spectra of the polypyrrole/kapok fiber/carbon nanotube nanocomposite based flexible supercapacitor at various bending angles. The results showed an increase in the areal capacitance from  $128.4 \text{ mF cm}^{-2}$  ( $0^\circ$ ) to  $139.4 \text{ mF cm}^{-2}$  ( $180^\circ$ ). Ultimately, the polypyrrole/kapok fiber/carbon nanotube nanocomposites connected in series were used to light the red-light emitting diode, as given in **Figure 4C**. Moreover, the polypyrrole/kapok fiber/carbon nanotube nanocomposite based flexible solid state symmetric supercapacitor had constant cycling stability over 2500 cycles ( $25 \text{ mA cm}^{-2}$ ) and capacitance retention of 97.4% (**Figure 4D**). Hence, low price, green and sustainable high performance flexible polypyrrole/kapok fiber/carbon nanotube nanocomposite-based supercapacitor has been developed.

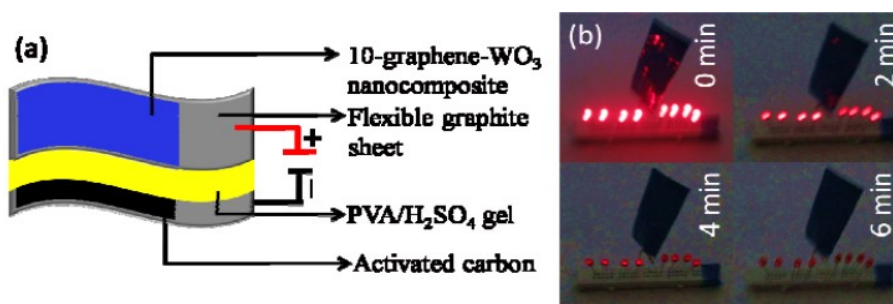


**Figure 4.** (A) Cyclic voltametric curves of the polypyrrole/kapok fiber/carbon nanotube nanocomposite bent at various angles ( $40 \text{ mV s}^{-1}$ ), inset is digital photograph of flexible supercapacitor in a bending state; (B) electrochemical impedance spectroscopy spectra of the polypyrrole/kapok fiber/carbon nanotube nanocomposite based flexible supercapacitor at various bending angles; (C) digital photograph of red light emitting diode powered by three polypyrrole/kapok fiber/carbon nanotube nanocomposites based supercapacitors connected in series; (D) cycling stability (2500 cycles,  $25 \text{ mA cm}^{-2}$ ) of the assembled polypyrrole/kapok fiber/carbon nanotube nanocomposite based flexible all-solid-state symmetric supercapacitor [81].

Reproduced with permission from MDPI.

Recently, graphene has been a hot focus of research for technical applications, due to its inherent nanocarbon nanostructure [82]. Predominantly, nanocomposite forms of graphene have been reported efficient for energy conversion device applications [83]. Here, adding minute graphene contents have shown remarkable increase in the physical properties of the nanocomposites [84]. For supercapacitors, graphene or modified graphene has been combined with inorganic metal or metal oxide nanoparticles to form the supercapacitor electrodes [85]. For example, Ezeigwe et al. [86] fabricated a supercapacitor electrode based on the graphene and zinc oxide-based nanomaterial. They used green liquid phase exfoliation and solvothermal techniques to synthesize the graphene/zinc oxide hybrid. In these methods water and ethanol solvents were used as environmentally safe reagents. The resulting graphene/zinc oxide hybrid had reasonable specific capacitance of about  $236 \text{ Fg}^{-1}$  for supercapacitor electrode application. Additionally, non-conjugated polymers, like poly (vinyl alcohol) and poly (ethylene glycol) have been used for supercapacitor electrodes [87]. In this regard, Nayak et al. [88] used poly (vinyl alcohol) as a green

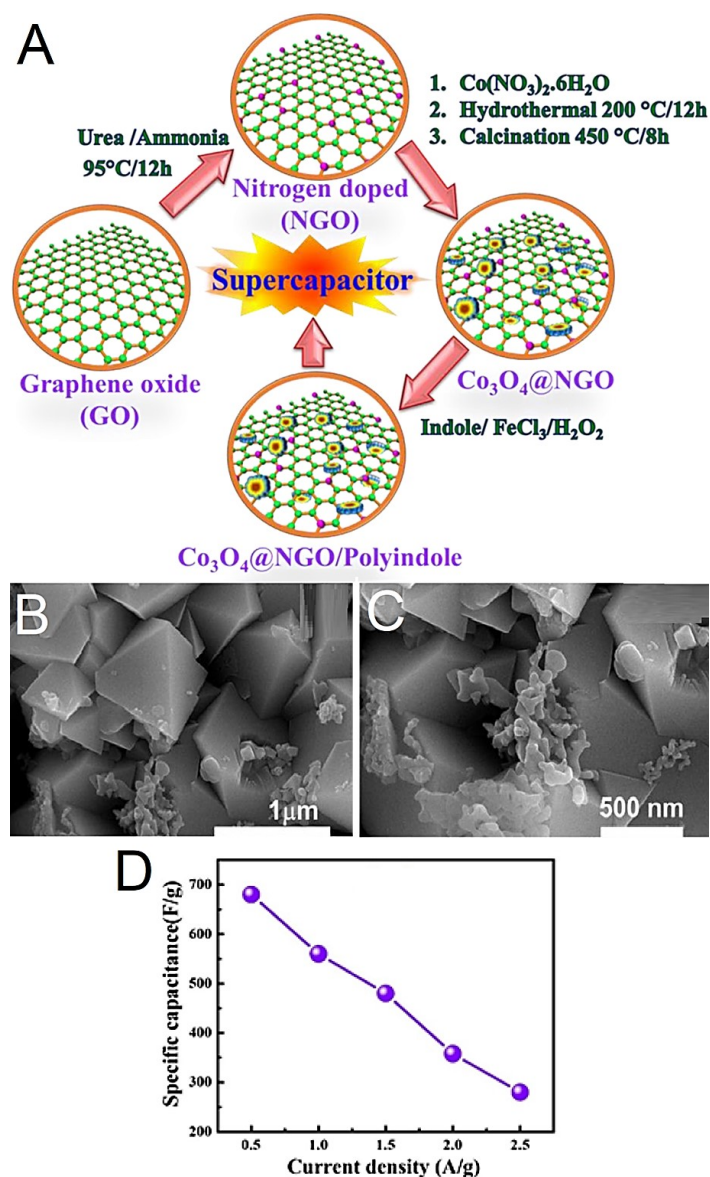
polymer with graphene for supercapacitor electrodes. Consequently, they designed the poly (vinyl alcohol)/graphene/ $\text{WO}_3$  hybrid as a green electrode nanomaterial for solid state asymmetric supercapacitor application. This device had energy density of 6–25  $\text{W h kg}^{-1}$  over 4000 charge-discharge cyclic recital. The solid-state asymmetric supercapacitor was capable of lighting the red-light emitting diode, as shown in **Figure 5**.



**Figure 5.** (a) Diagram of a flexible solid state asymmetric supercapacitor device set-up of poly (vinyl alcohol)/graphene/ $\text{WO}_3$  hybrid; (b) picture of real asymmetric supercapacitor device of poly (vinyl alcohol)/graphene/ $\text{WO}_3$  hybrid applied to light red light emitting diodes after charging [88].

Reproduced with permission from ACS.

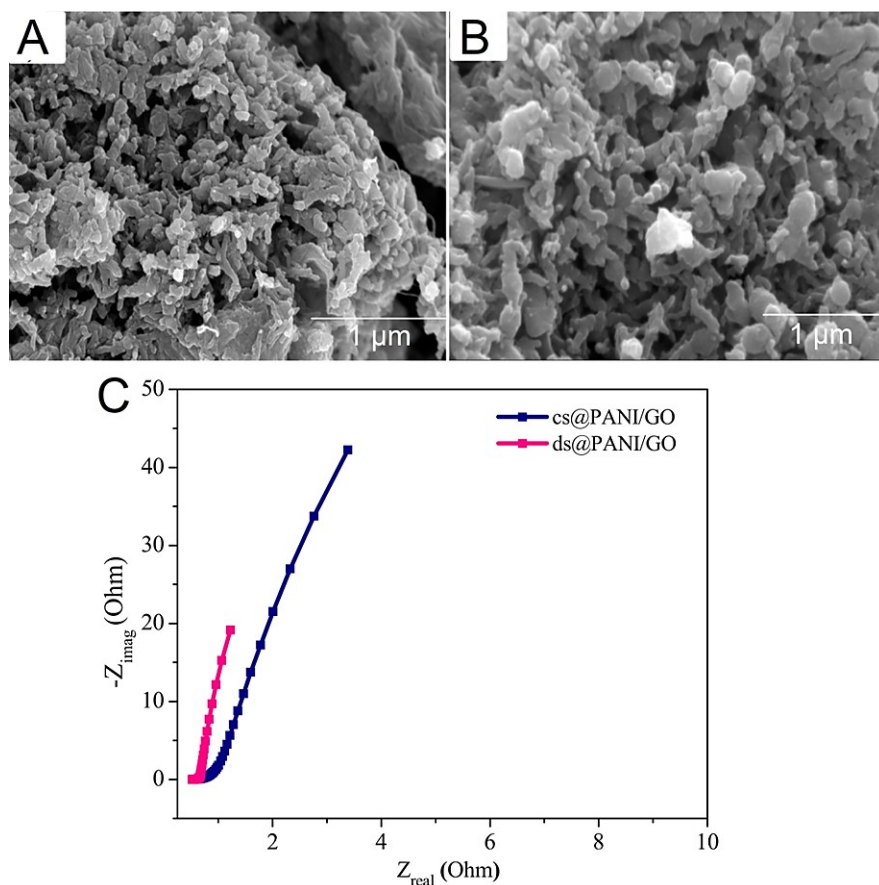
Majority of the research attempts on polymer/nanocarbon nanomaterials for supercapacitor electrodes have reported the use of conjugated polymers [89]. According, conducting polymer/graphene nanocomposites have been prepared having superior electrochemical performance for supercapacitors [90]. For this purpose, the conducting polymer/graphene nanocomposites have been fabricated through facile green methods [91]. Consequently, conducting polymer/graphene nanocomposite-based electrodes were found to have low cost, durability, superior surface area, specific capacitance, energy/power density, and cyclic performance [92]. A number of conductive polymers have been used with graphene to form supercapacitor electrodes, namely polyindole, polyaniline, polypyrrole, polythiophene, and their derived forms [93]. Ramesh et al. [94] used a green hydrothermal route for the formation of the polyindole/cobalt (II, III)/nitrogen doped graphene oxide hybrids aiming for ecological supercapacitor electrodes. **Figure 6A** shows the process for the formation of cobalt (II, III)/nitrogen doped graphene oxide and polyindole/cobalt (II, III)/nitrogen doped graphene oxide hybrids involving oxidative polymerization and hydrothermal routes. **Figure 6B,C** shows the scanning electron microscopy images of polyindole/cobalt (II, III)/nitrogen doped graphene oxide. A homogeneously dispersed microstructure with cobalt oxides nanoparticles of about 10–20 nm were seemed to be distributed on the hexagonal nanosheets of nitrogen doped graphene oxide. **Figure 6D** depicts the specific capacitance vs. current density of the polyindole/cobalt (II, III)/nitrogen doped graphene oxide hybrid. Here, highest specific capacitance of around  $680 \text{ F g}^{-1}$  was attained at the current density of  $0.5 \text{ Ag}^{-1}$  in 5000 cyclic durations. Hence, the green synthesized polyindole/cobalt (II, III)/nitrogen doped graphene oxide hybrids had fine potential for supercapacitor electrode utilization.



**Figure 6.** (A) Schematic for the formation of cobalt (II, III)/nitrogen doped graphene oxide ( $\text{Co}_3\text{O}_4@\text{NGO}$ ) and polyindole/cobalt (II, III)/nitrogen doped graphene oxide (PIN/ $\text{Co}_3\text{O}_4@\text{NGO}$ ) hybrid; (B and C) scanning electron microscopy images of PIN/ $\text{Co}_3\text{O}_4@\text{NGO}$  hybrid; (D) specific capacitance vs. current density of the PIN/ $\text{Co}_3\text{O}_4@\text{NGO}$  hybrid [94].

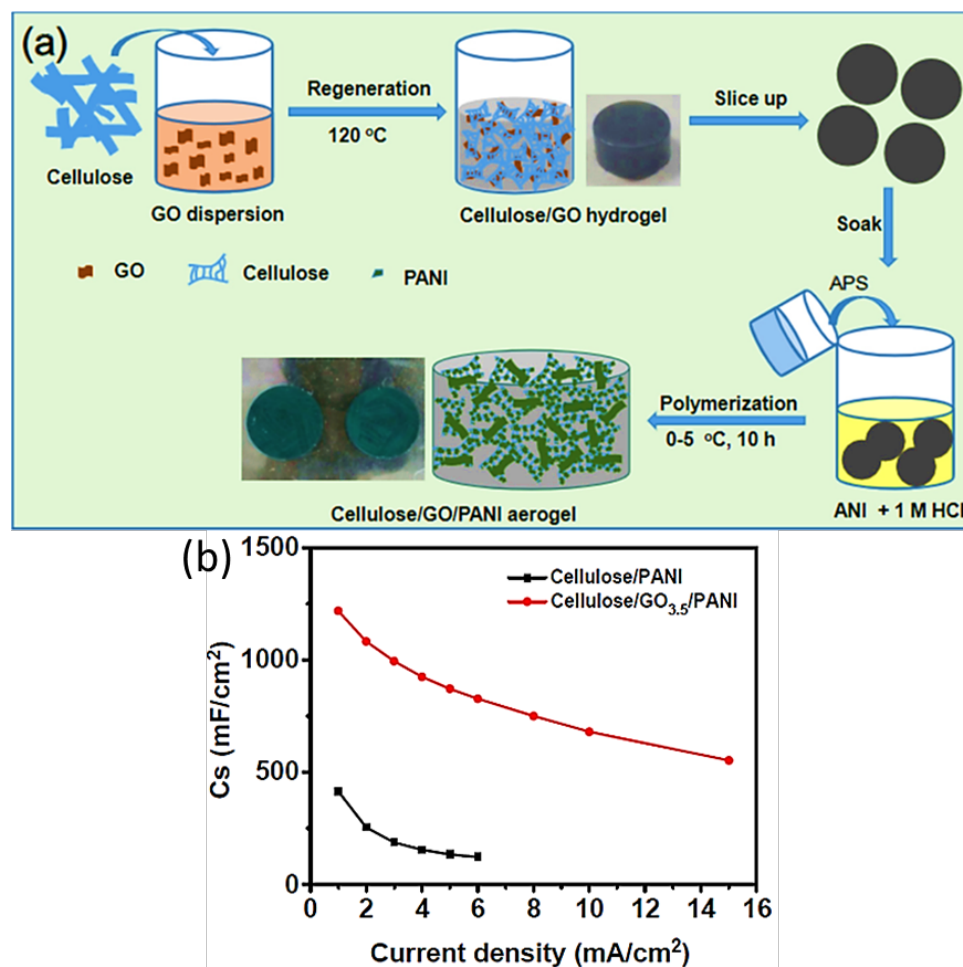
Reproduced with permission from Elsevier (Open access).

Gul et al. [95] devised green nanocomposites of the polyaniline/graphene oxide co-doped dodecyl benzene sulfonic acid hybrid and the polyaniline/graphene oxide co-doped camphor sulfonic acid hybrid via in situ and doping processes for the supercapacitor electrodes. **Figure 7A** shows the scanning electron microscopy micrographs of the polyaniline/graphene oxide co-doped dodecyl benzene sulfonic acid hybrid with fine nanoparticle dispersion and porous morphology. **Figure 7B** displays the scanning electron microscopy micrographs of the polyaniline/graphene oxide co-doped camphor sulfonic acid hybrid having similar nanoparticle distribution and porous morphology.



**Figure 7.** Scanning electron microscopy micrographs of (A) polyaniline/graphene oxide co-doped dodecyl benzene sulfonic acid (ds@PANI/GO) hybrid; (B) polyaniline/graphene oxide co-doped camphor sulfonic acid (cs@PANI) hybrid; (C) Nyquist plots of ds@PANI/GO and cs@PANI/GO hybrids [95]. Reproduced with permission from MDPI.

**Figure 7C** expresses the Nyquist plots of the hybrids with a compressed semicircle behavior in high frequency region by both the polyaniline/graphene oxide co-doped dodecyl benzene sulfonic acid and polyaniline/graphene oxide co-doped camphor sulfonic acid hybrids showing low resistance electrical conductivity properties, Consequently, the green supercapacitor device had high power density of  $> 1700 \text{ Wkg}^{-1}$ , specific capacitance of  $97\text{--}150 \text{ Fg}^{-1}$ , and capacitance retention of  $93\text{--}97 \%$ . Li et al. [96] fabricated the cellulose/polyaniline blend and cellulose/polyaniline/graphene oxide hybrid via facile green in situ polymerization, as shows in **Figure 8a**.



**Figure 8.** (a) Synthetic route for the cellulose/polyaniline/graphene oxide; (b) plots of areal specific capacitance vs. current for the cellulose/polyaniline and cellulose/polyaniline/graphene oxide [96].

GO = graphene oxide; PANI = polyaniline; ANI = aniline Reproduced with permission from MDPI.

**Figure 8b** presents the areal specific capacitance of the cellulose/polyaniline blend and cellulose/polyaniline/graphene oxide hybrid. As compared to the blend sample, the cellulose/polyaniline/graphene oxide hybrid with 5 wt.% nanofiller had superior areal specific capacitance, power density, and electrical conductivity of around 1218 mFcm<sup>-2</sup>, 1201 μWcm<sup>-2</sup>, and 1.15 Scm<sup>-1</sup>, respectively. Thus, the green cellulose/polyaniline/graphene oxide hybrid revealed high performance for practical ecological supercapacitor applications.

Henceforth, several successful design combinations have been proposed for green energy storage devices, like supercapacitors, employing suitable green materials and methods [97–99]. In this concern, environmentally friendly supercapacitor electrodes based on conjugated polymers, such as polyaniline, polypyrrole, etc., and green polymers like cellulose, chitosan, etc., have been developed [100–102]. Moreover, carbon nanotube and graphene have been used as green nanocarbons for the ecological supercapacitor electrodes [103,104]. Moreover, facile green processing techniques, such as in situ method, sonication, solution mixing, hydrothermal method, etc., have been adopted to form the ecological polymer/nanocarbon nanomaterials for energy maneuvers [105]. Consequently, the ensuing supercapacitor electrodes had fine

electron conduction and charge transport features for high end green energy devices [106–108]. In this way, superior surface area, electrochemical features, electrical conductivity, specific capacitance, and power/charge density have been attained for the ecological supercapacitor devices [109].

## 5. Perspectives and encounters

Conventionally, industrial level energy systems have been designed using expensive materials and high-priced sophisticated techniques to attain desired high energy outputs. For example, commercially employed supercapacitor devices usually comprise of high cost electrodes and catalysts prepared via non-environmental techniques. Moreover, commercial supercapacitors lack sustainability and biodegradability properties, in turn causing green house effects. In this concern, recent research has been continuously turned toward the development of low cost, sustainable, biodegradable, non-toxic, and environmentally friendly materials for supercapacitor assemblies. Use of green techniques may further enhance the potential of green nanomaterials towards supercapacitors. Additionally, green materials derived supercapacitors must have the advantages of superior mechanical/thermal stability, electron conduction, specific capacitance, capacitance retention, energy/power density, charge-discharge, durability over repeated cyclic life, and other desirable electrochemical features. For this purpose, choice of green polymer, green nanofiller, as well as green processing route have found indispensable to fabricate high-tech energy device materials. **Table 1** presents essential comparison of important design, properties and application of various past and present green nanomaterials used for supercapacitors.

According to the literature presented in above sections, it is important to highlight the specific performance metrics (such as specific capacitance, capacitance retention, energy density, power density, charge-discharge, etc.) of green nanocomposites needed for high performance supercapacitor devices. Specifically, Pawar et al. [110] recently used a green chemical bath deposition method for the formation of polyaniline and reduced graphene oxide derived nanocomposite for supercapacitor electrodes. The subsequent polyaniline/reduced graphene oxide nanocomposites showed considerable high specific capacitance and capacitance retention of  $> 1130 \text{ Fg}^{-1}$  and  $> 80 \%$ , respectively, in 5000 charge-discharge cyclic route. In addition, polyaniline/reduced graphene oxide had superior power density and energy density around  $732 \text{ W kg}^{-1}$  and  $23 \text{ Wh kg}^{-1}$ , respectively. Thus, supercapacitor performance matrices were analyzed via specific capacitance, capacitance retention, charge-discharge, energy density, and power density features. Very recently, Mupit et al. [111] used green chemical exfoliation and in situ methods for the formation of environmental friendly polyaniline/graphene nanocomposites. These supercapacitor electrodes had high specific capacitance of  $> 300 \text{ F g}^{-1}$ . Also, in a recent attempt by Tale et al. [112], nanocarbons and manganese dioxide based green nanomaterials were prepared for supercapacitor electrodes. The ensuing electrodes showed superior specific capacitance and capacitance retention of about  $1900 \text{ Fg}^{-1}$  and  $98 \%$ , relatively, over 6000 charge/discharge cycles.

Presently used environmentally friendly methods for green nanomaterials include in situ polymerization, solution mixing, and similar simple techniques [113,114]. These lab-scale synthesis practices for green nanomaterials have advantages of inexpensiveness, non-toxic fabrication, and easy processing. However, large scale or industrial level production of green nanomaterials using solution or in situ methods face countless challenges [115]. Most importantly, these methods may result in poor material compatibility, dispersion, and homogeneity issues, so hindering the scalability, high performance, and applicability of these nanomaterials on commercial level [116]. Here, it is suggested to use advanced sophisticated techniques like spinning, coating, three dimensional printing, etc., to overcome the potential barriers towards scalability or commercial adoption of green nanocomposites. Use of advanced processing techniques for green nanomaterial ensure well-controlled and optimized conditions for industrial scale production of energy systems [117].

In real world, field researchers are constantly striving to integrate green nano hybrids into supercapacitor electrodes (especially as anodes) to gain superior charge storage, cyclic rate, and performance endurance [118]. For practical industrial applications, recent designs of green derived supercapacitor components had sustainability, long life, and potential to store larger amount of electricity for rapid charging, compared with out-of-date traditional commercial supercapacitors [119]. Continuing research on conducting polymers based green or environmentally friendly nanomaterials showed important real life uses in micro-supercapacitors. Presently, these green micro-supercapacitors have been found commercially beneficial for applications in modern smartphones, portable computers or laptops, electric vehicles, and other sustainable energy/electronic devices [120,121]. It is important to mention that restricted attempts have been reported to deal with the current market trends of green nanomaterials based energy systems so far [122]. Nevertheless, the available literature up till now specified future potential estimates of green nanomaterials for forthcoming breakthroughs of their possible marketplace [123].

**Table 1.** Comparison of past and present green nanomaterials for supercapacitors.

Matrix	Nanoadditive	Green method	Property/Application	Ref.
Polyaniline/graphene oxide/gold nanoparticles and polyaniline/	Reduced graphene oxide/gold nanoparticles	Green in situ synthesis; Cetraria Islandica L. Ach lichen	Supercapacitor electrode has scan rate of 5–200 mV s <sup>-1</sup> ; specific capacitance and capacitance retention 212.8 F g <sup>-1</sup> and 86.9%, correspondingly	[19]
Polyacrylonitrile/polyaniline/	Graphene	Drop casting; screen printing	Electron conductivity 2.362 × 10 <sup>-6</sup> S m <sup>-1</sup>	[20]
Cellulose/polyaniline	Graphene oxide	In situ technique	Electron conductivity and areal specific capacitance of 1.15 S cm <sup>-1</sup> and 1218 mF cm <sup>-2</sup> , respectively; energy density of 1201 μW/cm <sup>2</sup>	[96]
Polyaniline	Reduced graphene oxide	Chemical bath deposition	Supercapacitor electrodes; specific capacitance 1130 F g <sup>-1</sup> ; capacitance retention 82 %; 5000 cycles	[110]

**Table 1.** (Continued).

Matrix	Nanoadditive	Green method	Property/Application	Ref.
Polyaniline	Graphene oxide	Chemical exfoliation; in situ technique	Supercapacitor electrode; specific capacitance > 300 F g <sup>-1</sup>	[111]
Polyaniline	Graphene; graphene oxide; manganese dioxide	In situ method	Supercapacitor electrode; specific capacitance > 1882 F g <sup>-1</sup> ; capacitance retention ~ 98 %; 6063 cycles	[112]
Polyaniline	Reduced graphene oxide; amine functional graphene	In situ process	Electrical conductivity 8.66 S cm <sup>-1</sup> ; specific capacitance 250 F g <sup>-1</sup>	[124]
Polyaniline	Sulfonated graphene	In situ polymerization	Specific capacitance 478 F g <sup>-1</sup>	[125]
Polyaniline	Aniline-functional-graphene	In situ method	Supercapacitor electrodes; specific capacitance 100–440 F g <sup>-1</sup> ; capacitance retention 73–80%	[126]
Bacterial cellulose	Carbonization	Solution process	Supercapacitor electrodes; specific capacitance and capacitance retention 216 F g <sup>-1</sup> and 97.6 %, respectively	[127]
Bacterial cellulose	Carbon nanotube	Solution process	Supercapacitor electrodes; specific capacitance and capacitance retention 50.5 F g <sup>-1</sup> and 99.5%, respectively	[128]
Bacterial cellulose	Polypyrrole	In situ Method	Supercapacitor electrodes; specific capacitance and capacitance retention 153 F g <sup>-1</sup> and 93.0 %, respectively	[129]
Bacterial cellulose	Polypyrrole; Carbon nanotube	In situ Method	Supercapacitor electrodes; specific capacitance and capacitance retention 228 F g <sup>-1</sup> and 88.0%, respectively	[130]
Bacterial cellulose	Polypyrrole; Graphene	In situ Method	Supercapacitor electrodes; specific capacitance and capacitance retention 4.16 F cm <sup>-2</sup> and 91.5%, respectively	[131]
Bacterial cellulose	Polypyrrole; reduced graphene oxide	In situ Method	Supercapacitor electrodes; specific capacitance and capacitance retention 3.66 F cm <sup>-2</sup> and 73.5%, respectively	[132]
Bacterial cellulose	Reduced graphene oxide	Solution process	Supercapacitor electrodes; specific capacitance and capacitance retention 2106–2544 mF cm <sup>-2</sup> and 100%, respectively	[133]
Poly (vinylpyrrolidone)/recycled poly (ethylene terephthalate)	Graphene	Screen printing technique	Specific capacitance and capacitance retention of 201 F g <sup>-1</sup> and 97%, respectively	[134]
Polyaniline	Olive stones functional reduced graphene oxide	In situ self assembly	Specific capacitance 582.6 F g <sup>-1</sup> ; capacity retention 97 %; 3000 cycles	[135]

For future high performance and applicability of green nanomaterials in advance energy storage systems, it is suggested to define precise research directions by intensive repeated research efforts on the synthesis and analysis of these materials. In this regard, wide-ranging experimental as well as theoretical studies need to be performed on nontoxic, ecofriendly, sustainable, and biocompatible nanocomposites

with predefined property improvement phenomenon for progresses in this field. According to literature analysis, it can also be suggested that future of green nanocomposites relies on scalability and large scale production of these materials for real world applications by considering the necessary environmental and economic concerns. Moreover, future research on green nanomaterials have been found essential to reveal further utilizations towards the green/sustainable microelectronics, solar cells, light emitting diodes, and related high end devices.

## 6. Conclusions

In brief, this review manuscript argues ecologically essential polymers, nanofillers, and nanocomposites viable for applications in significant energy devices, particularly the supercapacitor components. For this application, conducting and synthetic green polymers have been filled with carbon nanoparticles like carbon nanotube and graphene. In this regard, ecological and low cost method have been applied to attain high performance environmental friendly energy materials for supercapacitor related systems. Typically, in situ polymerization, electrochemical polymerization, solution processing, and similar facile synthesis techniques have been used for the synthesis of green nanomaterials for energy devices. Mixing of polymers with nanomaterials through green methods considerably improved the processability, structural stability, ecofriendliness, and life-long performance of the resulting components for energy devices. In this regard, electrical conductivity, mechanical stability, heat conduction, capacitance, and cyclic performances of green nanomaterials have been investigated. Potential of green nanomaterials for energy devices points towards essential future industrial level utilizations, nevertheless continuous research efforts must be performed to introduce new design varieties and to overcome the fabrication and performance hindering challenges. After considering the literature surveys presented in the above sections of this novel review, it can be suggested that future research on new design combinations, property/performance investigation, and minimization of challenges for green nanocomposites can lead to promising commercial level energy devices. In this way, advanced potentials of high performance green nanomaterials based energy storing systems can be explored for utilizations in modern electronics, space/defence structures, and biomedical equipment.

**Conflict of interest:** The author declares no conflict of interest.

## References

1. Kumar M, Sharma P, Chakravarty A, et al. How Eco-friendly Nanomaterials are Effective for the Sustainability of the Environment. *Green Synthesis of Nanomaterials*. 2024; 169–186. doi: 10.1002/9781119900931.ch8
2. Kausar A. Progressive Green Nanocomposites for Microbial Fuel Cells—State-of-the-Art and Technical Advancements. *Polymer-Plastics Technology and Materials*. 2024; 63(15): 2151–2169. doi: 10.1080/25740881.2024.2367000
3. Fertier L, Koleilat H, Stemmelen M, et al. The use of renewable feedstock in UV-curable materials – A new age for polymers and green chemistry. *Progress in Polymer Science*. 2013; 38(6): 932–962. doi: 10.1016/j.progpolymsci.2012.12.002
4. Tan N, Lee C, Li P. Green Synthesis of Smart Metal/Polymer Nanocomposite Particles and Their Tuneable Catalytic Activities. *Polymers*. 2016; 8(4): 105. doi: 10.3390/polym8040105
5. Kapoor A, Raghunathan M, Lal B, et al. Sustainable valorization of waste plastic into nanostructured materials for

- environmental, energy, catalytic and biomedical applications: A review. *Chemosphere*. 2024; 364: 143279. doi: 10.1016/j.chemosphere.2024.143279
6. Kausar A. Progress in green nanocomposites for high-performance applications. *Materials Research Innovations*. 2020; 25(1): 53–65. doi: 10.1080/14328917.2020.1728489
  7. Bakhom E, Garas G, Allam M. Sustainability analysis of conventional and eco-friendly materials: A step towards green building. *ARNP Journal of Engineering and Applied Sciences*. 2015; 10 (2): 788–796
  8. Liu Y, Biswas B, Hassan M, et al. Green Adsorbents for Environmental Remediation: Synthesis Methods, Ecotoxicity, and Reusability Prospects. *Processes*. 2024; 12(6): 1195. doi: 10.3390/pr12061195
  9. Bhattacharjee J, Roy S. Smart materials for sustainable energy. *Natural Resources Conservation and Research*. 2024; 7(1): 5536. doi: 10.24294/nrcr.v7i1.5536
  10. Wang R, Feng Y, Li D, et al. Towards the sustainable production of biomass-derived materials with smart functionality: a tutorial review. *Green Chemistry*. 2024; 26(16): 9075–9103. doi: 10.1039/d4gc01771d
  11. Ahmadi Y, Ahmad S. Surface-active antimicrobial and anticorrosive Oleo-Polyurethane/graphene oxide nanocomposite coatings: Synergistic effects of in-situ polymerization and  $\pi$ - $\pi$  interaction. *Progress in Organic Coatings*. 2019; 127: 168–180. doi: 10.1016/j.porgcoat.2018.11.019
  12. Dell RM, Rand DAJ. Energy storage—a key technology for global energy sustainability. *Journal of power sources*. 2001; 100(1–2): 2–17. doi: 10.1016/S0378-7753(01)00894-1
  13. Mohan T, Kanny K. *Green Nanofillers for Polymeric Materials*. Springer, Singapore; 2020. pp. 99–138.
  14. Siwal SS, Zhang Q, Devi N, et al. Carbon-Based Polymer Nanocomposite for High-Performance Energy Storage Applications. *Polymers*. 2020; 12(3): 505. doi: 10.3390/polym12030505
  15. Kausar A, Ahmad I, Zhao T, et al. Polymer/Graphene Nanocomposites via 3D and 4D Printing—Design and Technical Potential. *Processes*. 2023; 11(3): 868. doi: 10.3390/pr11030868
  16. Matinise N, Botha N, Madiba IG, et al. Mixed-phase bismuth ferrite oxide (BiFeO<sub>3</sub>) nanocomposites by green approach as an efficient electrode material for supercapacitor application. *MRS Advances*. 2023; 8(12): 703–707. doi: 10.1557/s43580-023-00603-4
  17. Başlak C, Öztürk G, Demirel S, et al. Green synthesis of carbon quantum dots from *Sideritis vuralii* and its application in supercapacitors. *Inorganic Chemistry Communications*. 2023; 153: 110845. doi: 10.1016/j.inoche.2023.110845
  18. Xiong C, Zheng C, Jiang X, et al. Recent progress of green biomass based composite materials applied in supercapacitors, sensors, and electrocatalysis. *Journal of Energy Storage*. 2023; 72: 108633. doi: 10.1016/j.est.2023.108633
  19. Çıplak Z, Yıldız A, Yıldız N. Green preparation of ternary reduced graphene oxide-au@polyaniline nanocomposite for supercapacitor application. *Journal of Energy Storage*. 2020; 32: 101846. doi: 10.1016/j.est.2020.101846
  20. Arthisree D, Madhuri W. Optically active polymer nanocomposite composed of polyaniline, polyacrylonitrile and green-synthesized graphene quantum dot for supercapacitor application. *International Journal of Hydrogen Energy*. 2020; 45(16): 9317–9327. doi: 10.1016/j.ijhydene.2020.01.179
  21. Zhao Y, He J, Hu L, et al. Carboxyl-Substituted Organic Molecule Assembled with MXene Nanosheets for Boosting Aqueous Na<sup>+</sup> Storage. *Small*. 2023; 19(47). doi: 10.1002/sml.202304182
  22. Chakraborty S, M AR, Mary NL. Biocompatible supercapacitor electrodes using green synthesised ZnO/Polymer nanocomposites for efficient energy storage applications. *Journal of Energy Storage*. 2020; 28: 101275. doi: 10.1016/j.est.2020.101275
  23. Roy A, Rajkuma, K, Kapgate B. *Prospects of Green Materials in Rubber Technology*. Springer; 2024. pp. 1–9.
  24. Olatunji O. *Re-Envisioning Plastics Role in the Global Society*. Springer Nature Switzerland; 2024. doi: 10.1007/978-3-031-48945-7
  25. Tabone MD, Cregg JJ, Beckman EJ, et al. Sustainability Metrics: Life Cycle Assessment and Green Design in Polymers. *Environmental Science & Technology*. 2010; 44(21): 8264–8269. doi: 10.1021/es101640n
  26. Zhao Y, Zhou Y, Wu X, et al. A facile method for electrospinning of Ag nanoparticles/poly (vinyl alcohol)/carboxymethyl-chitosan nanofibers. *Applied Surface Science*. 2012; 258(22): 8867–8873. doi: 10.1016/j.apsusc.2012.05.106
  27. Fauzi B, Mohd Nawawi MG, Fauzi R, et al. Physicochemical characteristics of sago starch-chitosan nanofillers film. *BioResources*. 2019; 14(4): 8324–8330. doi: 10.15376/biores.14.4.8324-8330
  28. Mallakpour S, Dinari M. Synthesis and Properties of Biodegradable Poly (vinyl alcohol)/Organo-nanoclay

- Bionanocomposites. *Journal of Polymers and the Environment*. 2012; 20(3): 732–740. doi: 10.1007/s10924-012-0432-7
29. Bagheri AR, Arabi M, Ghaedi M, et al. Dummy molecularly imprinted polymers based on a green synthesis strategy for magnetic solid-phase extraction of acrylamide in food samples. *Talanta*. 2019; 195: 390–400. doi: 10.1016/j.talanta.2018.11.065
30. Martí M, Molina L, Alemán C, et al. Novel Epoxy Coating Based on DMSO as a Green Solvent, Reducing Drastically the Volatile Organic Compound Content and Using Conducting Polymers As a Nontoxic Anticorrosive Pigment. *ACS Sustainable Chemistry & Engineering*. 2013; 1(12): 1609–1618. doi: 10.1021/sc400271k
31. Yuan C, Chen M, Luo J, et al. A novel water-based process produces eco-friendly bio-adhesive made from green cross-linked soybean soluble polysaccharide and soy protein. *Carbohydrate Polymers*. 2017; 169: 417–425. doi: 10.1016/j.carbpol.2017.04.058
32. Kalantari K, Afifi AM, Jahangirian H, et al. Biomedical applications of chitosan electrospun nanofibers as a green polymer – Review. *Carbohydrate Polymers*. 2019; 207: 588–600. doi: 10.1016/j.carbpol.2018.12.011
33. Patanair B, Saiter-Fourcin A, Thomas S, et al. Promoting Interfacial Interactions with the Addition of Lignin in Poly (Lactic Acid) Hybrid Nanocomposites. *Polymers*. 2021; 13(2): 272. doi: 10.3390/polym13020272
34. Jayrajsinh S, Shankar G, Agrawal YK, et al. Montmorillonite nanoclay as a multifaceted drug-delivery carrier: A review. *Journal of Drug Delivery Science and Technology*. 2017; 39: 200–209. doi: 10.1016/j.jddst.2017.03.023
35. Wu YY, Zhang J, Liu C, et al. Effect of Graphene Oxide Nanosheets on Physical Properties of Ultra-High-Performance Concrete with High Volume Supplementary Cementitious Materials. *Materials*. 2020; 13(8): 1929. doi: 10.3390/ma13081929
36. Lu DR, Xiao CM, Xu SJ. Starch-based completely biodegradable polymer materials. *Express Polymer Letters*. 2009; 3(6): 366–375. doi: 10.3144/expresspolymlett.2009.46
37. Kaushik A, Singh M, Verma G. Green nanocomposites based on thermoplastic starch and steam exploded cellulose nanofibrils from wheat straw. *Carbohydrate Polymers*. 2010; 82(2): 337–345. doi: 10.1016/j.carbpol.2010.04.063
38. Cheviron P, Gouanvé F, Espuche E. Green synthesis of colloid silver nanoparticles and resulting biodegradable starch/silver nanocomposites. *Carbohydrate Polymers*. 2014; 108: 291–298. doi: 10.1016/j.carbpol.2014.02.059
39. Ragauskas AJ, Beckham GT, Bidy MJ, et al. Lignin Valorization: Improving Lignin Processing in the Biorefinery. *Science*. 2014; 344(6185). doi: 10.1126/science.1246843
40. Norberg I, Nordström Y, Drougge R, et al. A new method for stabilizing softwood kraft lignin fibers for carbon fiber production. *Journal of Applied Polymer Science*. 2012; 128(6): 3824–3830. doi: 10.1002/app.38588
41. Fila K, Podkościelna B, Szymczyk K. The application of chitosan as an eco-filler of polymeric composites. *Adsorption*. 2023; 30(2): 157–165. doi: 10.1007/s10450-023-00403-0
42. Hashem AH, Shehabeldine AM, Ali OM, et al. Synthesis of Chitosan-Based Gold Nanoparticles: Antimicrobial and Wound-Healing Activities. *Polymers*. 2022; 14(11): 2293. doi: 10.3390/polym14112293
43. Di Carlo G, Curulli A, Toro RG, et al. Green Synthesis of Gold–Chitosan Nanocomposites for Caffeic Acid Sensing. *Langmuir*. 2012; 28(12): 5471–5479. doi: 10.1021/la204924d
44. Rodriguez-Rivera GJ, Green M, Shah V, et al. A user’s guide to degradation testing of polyethylene glycol-based hydrogels: From in vitro to in vivo studies. *Journal of Biomedical Materials Research Part A*. 2023; 112(8): 1200–1212. doi: 10.1002/jbm.a.37609
45. Jayan JS, Deeraj BDS, Saritha A, et al. Theoretical modelling of kinetics of glass transition temperature of PEG toughened epoxy. *Plastics, Rubber and Composites*. 2020; 49(6): 237–244. doi: 10.1080/14658011.2020.1732124
46. Nguyen L, Lamichhane P, Choi E, et al. Structural and Optical Sensing Properties of Nonthermal Atmospheric Plasma-Synthesized Polyethylene Glycol-Functionalized Gold Nanoparticles. *Nanomaterials*. 2021; 11(7): 1678. doi: 10.3390/nano11071678
47. Gopi S, Amalraj A, Kalarikkal N, et al. Preparation and characterization of nanocomposite films based on gum arabic, maltodextrin and polyethylene glycol reinforced with turmeric nanofiber isolated from turmeric spent. *Materials Science and Engineering: C*. 2019; 97: 723–729. doi: 10.1016/j.msec.2018.12.089
48. Cavallaro G, Lazzara G, Milioto S. Sustainable nanocomposites based on halloysite nanotubes and pectin/polyethylene glycol blend. *Polymer Degradation and Stability*. 2013; 98(12): 2529–2536. doi: 10.1016/j.polymdegradstab.2013.09.012
49. Sganzerla WG, Longo M, de Oliveira JL, et al. Nanocomposite poly (ethylene oxide) films functionalized with silver nanoparticles synthesized with *Acca sellowiana* extracts. *Colloids and Surfaces A: Physicochemical and Engineering Aspects*. 2020; 602: 125125. doi: 10.1016/j.colsurfa.2020.125125

50. Hong B, Panagiotopoulos AZ. Molecular Dynamics Simulations of Silica Nanoparticles Grafted with Poly (ethylene oxide) Oligomer Chains. *The Journal of Physical Chemistry B*. 2012; 116(8): 2385–2395. doi: 10.1021/jp2112582
51. Kirar S, Mohne D, Singh M, et al. Eco-friendly lignin nanocomposite films as advanced UV protective and antimicrobial sustainable packaging materials. *Sustainable Materials and Technologies*. 2024; 40: e00864. doi: 10.1016/j.susmat.2024.e00864
52. Ibrahim MM, Koschella A, Kadry G, et al. Evaluation of cellulose and carboxymethyl cellulose/poly (vinyl alcohol) membranes. *Carbohydrate Polymers*. 2013; 95(1): 414–420. doi: 10.1016/j.carbpol.2013.03.012
53. Joorabloo A, Khorasani MT, Adeli H, et al. Fabrication of heparinized nano ZnO/poly (vinylalcohol)/carboxymethyl cellulose bionanocomposite hydrogels using artificial neural network for wound dressing application. *Journal of Industrial and Engineering Chemistry*. 2019; 70: 253–263. doi: 10.1016/j.jiec.2018.10.022
54. Morsi MA, Oraby AH, Elshahawy AG, et al. Preparation, structural analysis, morphological investigation and electrical properties of gold nanoparticles filled polyvinyl alcohol/carboxymethyl cellulose blend. *Journal of Materials Research and Technology*. 2019; 8(6): 5996–6010. doi: 10.1016/j.jmrt.2019.09.074
55. Krikorian V, Pochan DJ. Poly (L-Lactic Acid)/Layered Silicate Nanocomposite: Fabrication, Characterization, and Properties. *Chemistry of Materials*. 2003; 15(22): 4317–4324. doi: 10.1021/cm034369
56. Wang K, Lu J, Tusiime R, et al. Properties of poly (L-lactic acid) reinforced by L-lactic acid grafted nanocellulose crystal. *International Journal of Biological Macromolecules*. 2020; 156: 314–320. doi: 10.1016/j.ijbiomac.2020.04.025
57. Li L, Bao RY, Gao T, et al. Dopamine-induced functionalization of cellulose nanocrystals with polyethylene glycol towards poly (L-lactic acid) bionanocomposites for green packaging. *Carbohydrate Polymers*. 2019; 203: 275–284. doi: 10.1016/j.carbpol.2018.09.057
58. Mishnaevsky L, Branner K, Petersen H, et al. Materials for Wind Turbine Blades: An Overview. *Materials*. 2017; 10(11): 1285. doi: 10.3390/ma10111285
59. Sukumaran NP, Gopi S. Overview of biopolymers. *ScienceDirect*; 2021. pp. 1–19.
60. Guo J, Xu Y, Jin S, et al. Conjugated organic framework with three-dimensionally ordered stable structure and delocalized  $\pi$  clouds. *Nature Communications*. 2013; 4(1). doi: 10.1038/ncomms3736
61. Perumal P, Christopher Selvin P, Selvasekarapandian S, et al. Plasticizer incorporated, novel eco-friendly bio-polymer based solid bio-membrane for electrochemical clean energy applications. *Polymer Degradation and Stability*. 2019; 159: 43–53. doi: 10.1016/j.polymdegradstab.2018.11.013
62. Ghosh SK, Sinha TK, Mahanty B, et al. Porous polymer composite membrane based nanogenerator: A realization of self-powered wireless green energy source for smart electronics applications. *Journal of Applied Physics*. 2016; 120(17). doi: 10.1063/1.4966652
63. Zhang Q, Sun Y, Xu W, et al. Organic Thermoelectric Materials: Emerging Green Energy Materials Converting Heat to Electricity Directly and Efficiently. *Advanced Materials*. 2014; 26(40): 6829–6851. doi: 10.1002/adma.201305371
64. Feng W, Long P, Feng Y, et al. Two-Dimensional Fluorinated Graphene: Synthesis, Structures, Properties and Applications. *Advanced Science*. 2016; 3(7). doi: 10.1002/advs.201500413
65. Zhao W, Jiao Y, Li J, et al. One-pot synthesis of conjugated microporous polymers loaded with superfine nano-palladium and their micropore-confinement effect on heterogeneously catalytic reduction. *Journal of Catalysis*. 2019; 378: 42–50. doi: 10.1016/j.jcat.2019.07.056
66. Gaikwad P, Tiwari N, Kamat R, et al. A comprehensive review on the progress of transition metal oxides materials as a supercapacitor electrode. *Materials Science and Engineering: B*. 2024; 307: 117544. doi: 10.1016/j.mseb.2024.117544
67. Shah SS, Niaz F, Ehsan MA, et al. Advanced strategies in electrode engineering and nanomaterial modifications for supercapacitor performance enhancement: A comprehensive review. *Journal of Energy Storage*. 2024; 79: 110152. doi: 10.1016/j.est.2023.110152
68. Wang Y, Xu T, Liu K, et al. Inside Back Cover: Biomass-based materials for advanced supercapacitor: principles, progress, and perspectives. *Aggregate*. 2024; 5(1). doi: 10.1002/agt2.510
69. Muzaffar A, Ahamed MB, Hussain CM. Green supercapacitors: Latest developments and perspectives in the pursuit of sustainability. *Renewable and Sustainable Energy Reviews*. 2024; 195: 114324. doi: 10.1016/j.rser.2024.114324
70. Liu S, Yu T, Wu Y, et al. Evolution of cellulose into flexible conductive green electronics: a smart strategy to fabricate sustainable electrodes for supercapacitors. *RSC Adv*. 2014; 4(64): 34134–34143. doi: 10.1039/c4ra07017h
71. Satchanska G, Davidova S, Petrov PD. Natural and Synthetic Polymers for Biomedical and Environmental Applications.

- Polymers. 2024; 16(8): 1159. doi: 10.3390/polym16081159
72. Ma H, Zhao Q, Cheng P, et al. Wood-derived flexible supercapacitors for anti-freezing green power sources. *Journal of Materials Chemistry A*. 2024; 12(31): 20088–20096. doi: 10.1039/d4ta02190h
73. Suman, Rani G, Ahlawat R, and Kumar H. Green source-based carbon quantum dots, composites, and key factors for high-performance of supercapacitors. *Journal of Power Sources*. 2024; 617: 235170
74. Alsaad AM, Aljarrah IA, Ahmad AhmadA, et al. The structural, optical, thermal, and electrical properties of synthesized PEO/GO thin films. *Applied Physics A*. 2022; 128(8). doi: 10.1007/s00339-022-05829-x
75. Albarqouni YMY, Lee SP, Ali GAM, et al. Facile synthesis of reduced graphene oxide aerogel in soft drink as supercapacitor electrode. *Journal of Nanostructure in Chemistry*. 2021; 12(3): 417–427. doi: 10.1007/s40097-021-00424-7
76. Jafari M, Botte GG. Sustainable Green Route for Activated Carbon Synthesis from Biomass Waste for High-Performance Supercapacitors. *ACS Omega*. Published online March 8, 2024. doi: 10.1021/acsomega.3c09438
77. Sun K, Li J, Wu D, et al. Green Synthesis of Porous Honeycomblike Carbon Materials for Supercapacitor Electrodes. *Industrial & Engineering Chemistry Research*. 2020; 59(32): 14288–14295. doi: 10.1021/acs.iecr.0c00828
78. Kim YR, Nam HK, Lee Y, et al. Green supercapacitor patterned by synthesizing MnO/laser-induced-graphene hetero-nanostructures on wood via femtosecond laser pulses. *Biochar*. 2024; 6(1). doi: 10.1007/s42773-024-00320-7
79. Borenstein A, Hanna O, Attias R, et al. Carbon-based composite materials for supercapacitor electrodes: a review. *Journal of Materials Chemistry A*. 2017; 5(25): 12653–12672. doi: 10.1039/c7ta00863e
80. Costa HPS, Duarte EDV, da Silva FV, et al. Green synthesis of carbon nanotubes functionalized with iron nanoparticles and coffee husk biomass for efficient removal of losartan and diclofenac: Adsorption kinetics and ANN modeling studies. *Environmental Research*. 2024; 251: 118733. doi: 10.1016/j.envres.2024.118733
81. Jyothibasu JP, Lee RH. Facile, Scalable, Eco-Friendly Fabrication of High-Performance Flexible All-Solid-State Supercapacitors. *Polymers*. 2018; 10(11): 1247. doi: 10.3390/polym10111247
82. Kausar A. N-Doped Graphene and Polymer Sequent Nanocomposite—Nitty-Gritties and Scoping Insights. *Polymer-Plastics Technology and Materials*. 2023; 62(11): 1347–1363. doi: 10.1080/25740881.2023.2207112
83. Kausar A, Ahmad I, Zhao T, et al. Graphene in Polymeric Nanocomposite Membranes—Current State and Progress. *Processes*. 2023; 11(3): 927. doi: 10.3390/pr11030927
84. Xu F, Gao M, Wang H, et al. Polymer-based graphene composite molding: a review. *RSC Advances*. 2023; 13(4): 2538–2551. doi: 10.1039/d2ra07744b
85. Sharifi J, Rizvi G, Fayazfar H. Sustainable 3D printing of enhanced carbon nanotube-based polymeric nanocomposites: green solvent-based casting for eco-friendly electrochemical sensing applications. *The International Journal of Advanced Manufacturing Technology*. 2024; 131(9–10): 4825–4837. doi: 10.1007/s00170-024-13337-w
86. Ezeigwe ER, Tan MTT, Khiew PS, et al. One-step green synthesis of graphene/ZnO nanocomposites for electrochemical capacitors. *Ceramics International*. 2015; 41(1): 715–724. doi: 10.1016/j.ceramint.2014.08.128
87. Refaat D, Mosa E, Fikry M, Omar M. A novel polyvinyl alcohol/polyethylene glycol (PVA/PEG) polymeric blend doped with graphene oxide for energy storage devices. *ERU Research Journal*. 2024; 3(1): 770–771. doi: 10.21608/erurj.2024.214106.1036
88. Nayak AK, Das AK, Pradhan D. High Performance Solid-State Asymmetric Supercapacitor using Green Synthesized Graphene–WO<sub>3</sub> Nanowires Nanocomposite. *ACS Sustainable Chemistry & Engineering*. 2017; 5(11): 10128–10138. doi: 10.1021/acssuschemeng.7b02135
89. Zhu X, Yu S, Xu K, et al. Sustainable activated carbons from dead ginkgo leaves for supercapacitor electrode active materials. *Chemical Engineering Science*. 2018; 181: 36–45. doi: 10.1016/j.ces.2018.02.004
90. Cai X, Sun K, Qiu Y, et al. Recent Advances in Graphene and Conductive Polymer Composites for Supercapacitor Electrodes: A Review. *Crystals*. 2021; 11(8): 947. doi: 10.3390/cryst11080947
91. Okhay O, Tkach A. Synergetic Effect of Polyaniline and Graphene in Their Composite Supercapacitor Electrodes: Impact of Components and Parameters of Chemical Oxidative Polymerization. *Nanomaterials*. 2022; 12(15): 2531. doi: 10.3390/nano12152531
92. Chaluvachar P, Mahesha GT, Sudhakar YN, et al. A Review on Graphitic Carbon Nitride and Conducting Polymer Nanocomposite Electrodes for Supercapacitors. *RAiSE-2023*. Published online January 12, 2024: 154. doi: 10.3390/engproc2023059154
93. Selvaganesh SV, Mathiyarasu J, Phani K, et al. Chemical Synthesis of PEDOT–Au Nanocomposite. *Nanoscale Research*

- Letters. 2007; 2(11). doi: 10.1007/s11671-007-9100-6
94. Ramesh S, Yadav H, Bathula C, et al. Cubic nanostructure of Co<sub>3</sub>O<sub>4</sub>@nitrogen doped graphene oxide/polyindole composite efficient electrodes for high performance energy storage applications. *Journal of Materials Research and Technology*. 2020; 9(5): 11464–11475. doi: 10.1016/j.jmrt.2020.08.037
95. Gul H, Shah A ul HA, Bilal S. Fabrication of Eco-Friendly Solid-State Symmetric Ultracapacitor Device Based on Co-Doped PANI/GO Composite. *Polymers*. 2019; 11(8): 1315. doi: 10.3390/polym11081315
96. Li Y, Xia Z, Gong Q, et al. Green Synthesis of Free Standing Cellulose/Graphene Oxide/Polyaniline Aerogel Electrode for High-Performance Flexible All-Solid-State Supercapacitors. *Nanomaterials*. 2020; 10(8): 1546. doi: 10.3390/nano10081546
97. Tian J, Peng D, Wu X, et al. Electrodeposition of Ag nanoparticles on conductive polyaniline/cellulose aerogels with increased synergistic effect for energy storage. *Carbohydrate Polymers*. 2017; 156: 19–25. doi: 10.1016/j.carbpol.2016.09.005
98. Wan C, Jiao Y, Liang D, et al. A Geologic Architecture System-Inspired Micro-/Nano-Heterostructure Design for High-Performance Energy Storage. *Advanced Energy Materials*. 2018; 8(33). doi: 10.1002/aenm.201802388
99. Mohammadi S, Mousavi-Khoshdel SM. Preparation of a Cu-Doped Graphene Oxide–Glutamine Nanocomposite for Supercapacitor Electrode Applications: An Experimental and Theoretical Study. *ACS Applied Electronic Materials*. 2024; 6(6): 4108–4119. doi: 10.1021/acsaelm.4c00224
100. Ren F, Li Z, Tan WZ, et al. Facile preparation of 3D regenerated cellulose/graphene oxide composite aerogel with high-efficiency adsorption towards methylene blue. *Journal of Colloid and Interface Science*. 2018; 532: 58–67. doi: 10.1016/j.jcis.2018.07.101
101. Zhong C, Deng Y, Hu W, et al. A review of electrolyte materials and compositions for electrochemical supercapacitors. *Chemical Society Reviews*. 2015; 44(21): 7484–7539. doi: 10.1039/c5cs00303b
102. Mousavi SM, Hashemi SA, Kalashgrani MY, et al. Bioresource Polymer Composite for Energy Generation and Storage: Developments and Trends. *The Chemical Record*. 2023; 24(1). doi: 10.1002/tcr.202200266
103. Sahoo PK, Kumar N, Jena A, et al. Recent progress in graphene and its derived hybrid materials for high-performance supercapacitor electrode applications. *RSC Advances*. 2024; 14(2): 1284–1303. doi: 10.1039/d3ra06904d
104. Siwach P, Gaba L, Aggarwal K, et al. Novel three-dimensional architected ZnMgAl ternary layered double hydroxide@reduced graphene oxide nanocomposites as electrode material for high-performance supercapacitor. *Journal of Energy Storage*. 2024; 98: 113055. doi: 10.1016/j.est.2024.113055
105. Ul Hoque MdI, Donne SW, Holze R. Graphene Nanocomposite Materials for Supercapacitor Electrodes. *Encyclopedia*. 2024; 4(1): 101–116. doi: 10.3390/encyclopedia4010009
106. Ouyang W, Sun J, Memon J, et al. Scalable preparation of three-dimensional porous structures of reduced graphene oxide/cellulose composites and their application in supercapacitors. *Carbon*. 2013; 62: 501–509. doi: 10.1016/j.carbon.2013.06.049
107. Yang X, Fei B, Ma J, et al. Porous nanoplatelets wrapped carbon aerogels by pyrolysis of regenerated bamboo cellulose aerogels as supercapacitor electrodes. *Carbohydrate Polymers*. 2018; 180: 385–392. doi: 10.1016/j.carbpol.2017.10.013
108. Xavier JR. Graphene Oxide/Metal Sulfide and Oxide Nanocomposite Electrodes for High Electrochemical Performance Supercapacitor Applications. *Journal of Materials Engineering and Performance*. 2023; 33(4): 1772–1785. doi: 10.1007/s11665-023-08120-z
109. Mensah-Darkwa K, Zequine C, Kahol PK, et al. Supercapacitor Energy Storage Device Using Biowastes: A Sustainable Approach to Green Energy. *Sustainability*. 2019; 11(2): 414. doi: 10.3390/su11020414
110. Pawar DC, Bagde AG, Thorat JP, et al. Synthesis of reduced graphene oxide (rGO)/polyaniline (PANI) composite electrode for energy storage: Aqueous asymmetric supercapacitor. *European Polymer Journal*. 2024; 218: 113366. doi: 10.1016/j.eurpolymj.2024.113366
111. Mupit M, Islam MR, Azam MA, et al. Magnetic particle-filled polyaniline-doped graphene oxide nanocomposite-based electrode in application of supercapacitor. *Energy & Environment*. 2022; 35(4): 1987–2007. doi: 10.1177/0958305x221145185
112. Tale BU, Nemade KR, Tekade PV. Novel graphene based MnO<sub>2</sub>/polyaniline nanohybrid material for efficient supercapacitor application. *Journal of Porous Materials*. 2024; 31(6): 2053–2065. doi: 10.1007/s10934-024-01656-y
113. Itapu B, Jayatissa A. A Review in Graphene/Polymer Composites. *Chemical Science International Journal*. 2018; 23(3): 1–16. doi: 10.9734/csji/2018/41031

114. Chen W, Weimin H, Li D, et al. A critical review on the development and performance of polymer/graphene nanocomposites. *Science and Engineering of Composite Materials*. 2018; 25(6): 1059–1073. doi: 10.1515/secm-2017-0199
115. Abbas Q, Shinde PA, Abdelkareem MA, et al. Graphene Synthesis Techniques and Environmental Applications. *Materials*. 2022; 15(21): 7804. doi: 10.3390/ma15217804
116. Lobato-Peralta DR, Ayala-Cortés A, Duque-Brito, E, and Okoye PU. Synthesis and Characterizations of Nanocarbon. In: *NanoCarbon: A Wonder Material for Energy Applications*. Springer; 2024. pp. 17–34
117. Kostaras C, Pavlou C, Galiotis C, et al. Nanocarbon-based sheets: Advances in processing methods and applications. *Carbon*. 2024; 221: 118909. doi: 10.1016/j.carbon.2024.118909
118. Elsehsah KAAA, Noorden ZA, Saman NM. Current insights and future prospects of graphene aerogel-enhanced supercapacitors: A systematic review. *Heliyon*. 2024; 10(17): e37071.
119. Shalini S, Naveen TB, Durgalakshmi D, et al. Progress in flexible supercapacitors for wearable electronics using graphene-based organic frameworks. *Journal of Energy Storage*. 2024; 86: 111260. doi: 10.1016/j.est.2024.111260
120. Rani S, Kumar N, Sharma Y. Recent progress and future perspectives for the development of micro-supercapacitors for portable/wearable electronics applications. *Journal of Physics: Energy*. 2021; 3(3): 032017. doi: 10.1088/2515-7655/ac01c0
121. Gopakumar G, Sujith KV, Jayadevan S, et al. Portable Electronics and Microsupercapacitors. *Supercapacitors and Their Applications*. Published online February 10, 2023: 137–146. doi: 10.1201/9781003258384-9
122. Inshakova E, Inshakova A, Goncharov A. Engineered nanomaterials for energy sector: market trends, modern applications and future prospects. *IOP Conference Series: Materials Science and Engineering*. 2020; 971(3): 032031. doi: 10.1088/1757-899x/971/3/032031
123. Tusher MMH, Imam A, Shuvo MSI. Future and Challenges of Coating Materials. In: *Coating Materials*. Springer; 2023. pp. 229–251.
124. Kumar NA, Choi HJ, Shin YR, et al. Polyaniline-Grafted Reduced Graphene Oxide for Efficient Electrochemical Supercapacitors. *ACS Nano*. 2012; 6(2): 1715–1723. doi: 10.1021/nn204688c
125. Fan T, Tong S, Zeng W, et al. Self-assembling sulfonated graphene/polyaniline nanocomposite paper for high performance supercapacitor. *Synthetic Metals*. 2015; 199: 79–86. doi: 10.1016/j.synthmet.2014.11.017
126. Gao Z, Wang F, Chang J, et al. Chemically grafted graphene-polyaniline composite for application in supercapacitor. *Electrochimica Acta*. 2014; 133: 325–334. doi: 10.1016/j.electacta.2014.04.033
127. Jiang Y, Yan J, Wu X, et al. Facile synthesis of carbon nanofibers-bridged porous carbon nanosheets for high-performance supercapacitors. *Journal of Power Sources*. 2016; 307: 190–198. doi: 10.1016/j.jpowsour.2015.12.081
128. Kang YJ, Chun SJ, Lee SS, et al. All-Solid-State Flexible Supercapacitors Fabricated with Bacterial Nanocellulose Papers, Carbon Nanotubes, and Triblock-Copolymer Ion Gels. *ACS Nano*. 2012; 6(7): 6400–6406. doi: 10.1021/nn301971r
129. Wang F, Kim HJ, Park S, et al. Bendable and flexible supercapacitor based on polypyrrole-coated bacterial cellulose core-shell composite network. *Composites Science and Technology*. 2016; 128: 33–40. doi: 10.1016/j.compscitech.2016.03.012
130. Yao J, Ji P, Sheng N, et al. Hierarchical core-sheath polypyrrole@carbon nanotube/bacterial cellulose macrofibers with high electrochemical performance for all-solid-state supercapacitors. *Electrochimica Acta*. 2018; 283: 1578–1588. doi: 10.1016/j.electacta.2018.07.086
131. Walton IM, Cox JM, Benson CA, et al. The role of atropisomers on the photo-reactivity and fatigue of diarylethene-based metal–organic frameworks. *New Journal of Chemistry*. 2016; 40(1): 101–106. doi: 10.1039/c5nj01718a
132. Ma L, Liu R, Niu H, et al. Freestanding conductive film based on polypyrrole/bacterial cellulose/graphene paper for flexible supercapacitor: large areal mass exhibits excellent areal capacitance. *Electrochimica Acta*. 2016; 222: 429–437. doi: 10.1016/j.electacta.2016.10.195
133. Ma L, Liu R, Niu H, et al. Flexible and Freestanding Supercapacitor Electrodes Based on Nitrogen-Doped Carbon Networks/Graphene/Bacterial Cellulose with Ultrahigh Areal Capacitance. *ACS Applied Materials & Interfaces*. 2016; 8(49): 33608–33618. doi: 10.1021/acsami.6b11034
134. Sudhakar YN, Selvakumar M, Bhat DK, et al. Reduced graphene oxide derived from used cell graphite and its green fabrication as an eco-friendly supercapacitor. *RSC Adv*. 2014; 4(104): 60039–60051. doi: 10.1039/c4ra08347d
135. Benchikh I, Ezzat AO, Sabantina L, et al. Investigation of Hybrid Electrodes of Polyaniline and Reduced Graphene Oxide with Bio-Waste-Derived Activated Carbon for Supercapacitor Applications. *Polymers*. 2024; 16(3): 421. doi: 10.3390/polym16030421