

## Review

# Research progress on ZnO/MoS<sub>2</sub>/rGO ternary photocatalysts

Runlin Zhang<sup>1</sup>, Weiwei Yang<sup>2</sup>, Qiuyu Chen<sup>3</sup>, Zhengyan Du<sup>1,\*</sup>, Zeshuo Meng<sup>1,\*</sup>

<sup>1</sup> Key Laboratory of Automobile Materials of MOE, School of Materials Science and Engineering, Jilin University, Changchun 130012, Jilin, China

<sup>2</sup> No.11 High School of Changchun, Changchun 130062, Jilin, China

<sup>3</sup> School of Public Health, Jilin University, Changchun 130021, Jilin, China

\* Corresponding authors: Zhengyan Du, [zydu21@jlu.edu.cn](mailto:zydu21@jlu.edu.cn); Zeshuo Meng, [mengzs21@jlu.edu.cn](mailto:mengzs21@jlu.edu.cn)

## CITATION

Zhang R, Yang W, Chen Q, et al.  
Research progress on ZnO/MoS<sub>2</sub>/rGO  
ternary photocatalysts. *Energy  
Storage and Conversion*. 2024; 2(2):  
523.  
<https://doi.org/10.59400/esc.v2i2.523>

## ARTICLE INFO

Received: 29 January 2024

Accepted: 11 March 2024

Available online: 11 April 2024

## COPYRIGHT



Copyright © 2024 by author(s).

*Energy Storage and Conversion* is  
published by Academic Publishing  
Pte. Ltd. This work is licensed under  
the Creative Commons Attribution  
(CC BY) license.

[https://creativecommons.org/licenses/  
by/4.0/](https://creativecommons.org/licenses/by/4.0/)

**Abstract:** Energy shortage and environmental pollution have become one of the important global issues, and semiconductor photocatalytic technology is considered as one of the effective means to solve these problems. As a new and efficient green material, ZnO has attracted wide attention. ZnO is widely used in the field of photocatalysis due to its non-toxicity, low cost, environmental friendliness, adjustable band gap, high electron density, and chemical stability. However, the recombination of photogenerated charge carriers in ZnO hinders its practical application and lowers the utilization efficiency of visible light. On the other hand, molybdenum disulfide/reduced graphene oxide (MoS<sub>2</sub>/rGO), as a binary non-precious metal co-catalyst, has a larger specific surface area, suitable band gap width, and visible light response capability compared to single-phase graphene co-catalyst. Therefore, introducing MoS<sub>2</sub>/rGO co-catalyst into the ZnO system can provide more active sites, reduce the probability of photogenerated charge carrier recombination, and improve the utilization efficiency of visible light. In this review, we summarize the hydrothermal synthesis methods for preparing this highly demanded nanocomposite material, including one-step and stepwise methods. Subsequently, we elaborate on the mechanism of enhancing light absorption and achieving efficient electron-hole separation behavior in the ternary system heterojunction structure during the photocatalytic process. Due to its significant advantages, this ternary system heterojunction structure has been widely applied in the field of photocatalysis, including applications such as pollutant degradation, sterilization, and water splitting.

**Keywords:** ZnO; MoS<sub>2</sub>; graphene; ternary composite materials; photocatalysis

## 1. Introduction

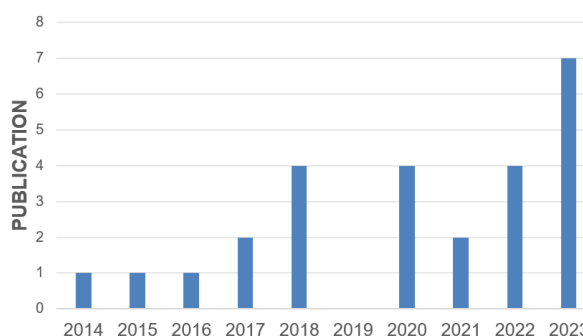
Since the discovery in 1967 by Fujishima and his colleagues at the University of Tokyo, Japan, that water can be electrolyzed by illuminating a TiO<sub>2</sub> electrode, the application of TiO<sub>2</sub> in the field of photocatalysis has experienced rapid development, and semiconductor photocatalysts have also advanced rapidly as a result [1]. Subsequently, in 1976, Frank and his colleagues successfully applied photocatalytic oxidation technology to the degradation of pollutants in water, achieving breakthrough progress and laying an important theoretical foundation for the application of this technology in wastewater treatment [2]. In 2015, a Japanese company developed a new type of nano photocatalyst, which is expected to address the increasingly severe water scarcity issue [3]. Since the beginning of the 21st century, energy shortage and environmental pollution have become significant challenges for humanity, with water pollution being particularly prevalent [4]. Therefore, there is an urgent need to explore efficient and clean new energy sources and technologies for treating pollutants. Photocatalysts, as a new and effective green

material, have attracted increasing attention. It is crucial to develop high-performance photocatalysts, with key factors including high light absorption efficiency, low recombination rate of photo-generated electron-hole pairs, and large surface area.

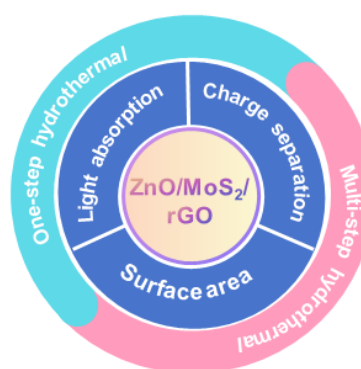
In the new generation of photocatalysts, ZnO is widely used in the field of photocatalysis due to its advantages such as non-toxicity, low cost, environmental friendliness, adjustable band gap, high electron density, and chemical stability [5]. Under the illumination of light with energy higher than its band gap, ZnO photocatalysts can undergo photocatalytic reactions, generating strong oxidative radicals and ions, thereby achieving the degradation of organic pollutants [6]. Therefore, ZnO has wide applications in air purification, wastewater treatment, antibacterial materials, and degradation of organic pollutants. However, ZnO suffers from the recombination of photogenerated charge carriers, resulting in low utilization efficiency of visible light, which hinders the progress of photocatalytic reactions [7]. On the other hand, MoS<sub>2</sub>/rGO, as a binary non-precious metal co-catalyst, has a larger specific surface area, suitable band gap width, and higher utilization efficiency of visible light compared to simply introducing graphene as a co-catalyst [8]. Therefore, introducing MoS<sub>2</sub>/rGO co-catalyst into the ZnO system can provide more active sites, reduce the recombination probability of photogenerated charge carriers, and enhance the absorption capacity of visible light [9]. ZnO/MoS<sub>2</sub>/rGO ternary photocatalyst can effectively improve the solar energy utilization efficiency of semiconductor photocatalysts, and it is one of the important directions to promote the further development of photocatalytic technology (**Figure 1**) [10]. However, there are still some problems and challenges to be solved in the synthesis and application of ternary system. Firstly, the controlled synthesis of ternary system is still in the exploratory stage. In hydrothermal synthesis, the various physical and chemical properties of different components make the influencing factors of structure very complicated, which makes it difficult for researchers to control the formation of morphology while maintaining close contact of heterogeneous structures. In addition, hydrothermal reactions and other precise synthesis methods containing more reaction variables and forms remain to be explored. Secondly, there are still some differences in the catalytic activity of the same system used in the photocatalytic hydrogen evolution reaction, so the heterostructure of the ternary system as the excellent activity source of the photocatalyst still needs further study. This requires more advanced in situ characterization and computational simulation to further elucidate the reaction mechanism and theoretical explanation of catalysis. In order to solve these problems and challenges, it is necessary to systematically summarize the ternary system photocatalysts. Therefore, we summarized the recent progress of ternary system heterostructures as photocatalysts, including synthesis, principle and application, in order to provide some inspiration and guidance for future researchers.

Herein, this review summarizes the hydrothermal synthesis methods for preparing such high-demand nanocomposite materials, including one-step and stepwise methods. Subsequently, we elaborate on the mechanism of how the heterojunction structure of the ternary system enhances light absorption and achieves efficient electron-hole separation behavior during the photocatalytic process. Due to

its significant advantages, this heterojunction structure of the ternary system has been widely applied in the field of photocatalysis, including applications such as pollutant degradation, sterilization, and water splitting. We believe that these studies provide important references for a deeper understanding of the diversity and application potential of ternary composites, and open up new possibilities for the development of materials science and energy field (**Figure 2**).



**Figure 1.** Number of publications ZnO/MoS<sub>2</sub>/rGO ternary photocatalysts according to Web of Science (accessed: 7 March 2024).



**Figure 2.** The comprehensive overview of ZnO/MoS<sub>2</sub>/rGO ternary photocatalysts.


## 2. Synthesis of the ZnO/MoS<sub>2</sub>/rGO ternary system

Due to the complexity of ternary systems, it is often necessary to synthesize heterostructure nanocomposite materials with high specific surface areas under harsh conditions. Therefore, hydrothermal and solvothermal methods are the main synthesis methods. Hydrothermal synthesis refers to the method of forming and growing crystals through chemical reactions and changes in the solubility of substances in a closed heating solution at temperatures and pressures higher than ambient conditions [11]. Typically, this high-temperature and high-pressure environment is achieved using a high-pressure autoclave equipped with a polytetrafluoroethylene (PTFE) container. The conditions of hydrothermal synthesis can be precisely controlled by adjusting internal parameters of the system, such as solute concentration and ratio, pH value, time, pressure, additives, or soft/hard templates, as well as external environmental conditions, such as the method of inputting energy [12]. Solvothermal method is a development of hydrothermal synthesis and typically involves the use of non-aqueous organic reaction systems. Ternary systems require close contact between different materials to form

heterostructures and achieve smaller particle sizes for obtaining more reaction sites, making the synthesis of composite materials challenging. Here, we summarize two different hydrothermal synthesis pathways in order to provide guidance for future researchers in their synthesis endeavors.

## 2.1. One-step hydrothermal method

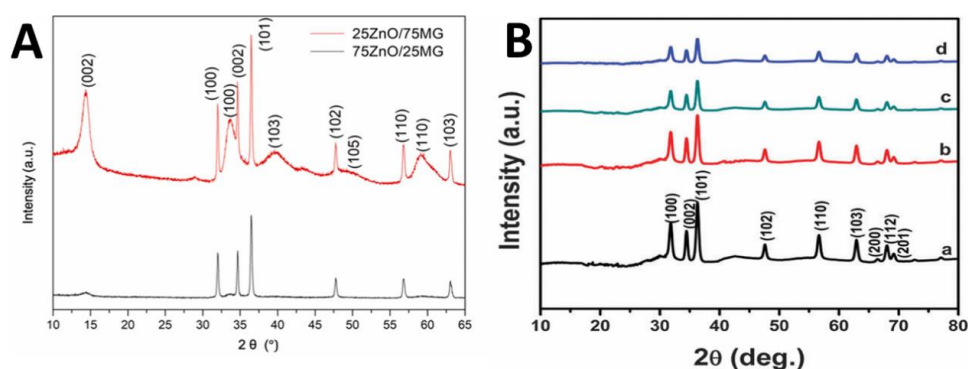
Due to the uniform heating environment and highly controllable reaction conditions, hydrothermal method has become an effective approach for synthesizing high-surface-area nanocomposite materials. In this regard, Guan et al. [13] utilized a one-step hydrothermal method to synthesize heterostructures in a ternary system. They dispersed graphene oxide (GO) in distilled water to prepare a GO solution after subjecting it to ultrasonication for 6 h at 500 W. Then, the GO solution, ZnO,  $\text{Na}_2\text{MoO}_4 \cdot 2\text{H}_2\text{O}$ , and thioacetamide were dispersed in distilled water in specific quantities and stirred. Finally, the mixture was heated at 200 °C for 24 h in a high-pressure autoclave. The resulting gray precipitate was washed, dried, and annealed at 300 °C under a nitrogen atmosphere for 2 h, yielding irregular particles with sizes ranging from 40–400 nm. Additionally, some  $\text{MoS}_2$  nanoparticles were uniformly dispersed on the surface (**Figure 3a**). Close contact was formed between ZnO,  $\text{MoS}_2$ , and reduced graphene oxide (rGO), which facilitated the transfer of electrons from ZnO to RGO and/or  $\text{MoS}_2$ , thereby delaying the recombination of electron-hole pairs (**Figure 3b**) [13]. Priyadharsan et al. [14], on the other hand, modified the sulfur source and zinc source to reduce the synthesis temperature and complexity of the reaction system. They first prepared a suspension of reduced graphene oxide (rGO) and sonicated it for 1 h to ensure uniform dispersion. Then,  $\text{Na}_2\text{MoO}_4$ ,  $\text{CH}_4\text{N}_2\text{S}$ , and  $\text{Zn}(\text{CH}_3\text{COO})_2 \cdot 2\text{H}_2\text{O}$  were added to the solution in specific proportions, followed by stirring the solution and heating it at 160 °C for 12 h in a reaction vessel. The resulting sample was washed, dried overnight at 80 °C, and became a ternary nanocomposite material (MZG). MZG consisted of uniformly distributed wurtzite ZnO, flower-like  $\text{MoS}_2$  nanospheres, and wrinkled rGO nanosheets. It can be observed that the metal oxide nanoparticles were adsorbed on both sides of the graphene sheets, resulting in a multilayered structure of graphene (**Figure 3c,d**) [14].



**Figure 3.** (a) SEM image; (b) HRTEM image of 0.75 wt% 5G95M/ZnO [13]. SEM images of (c) and (d) MZG nanocomposites [14].

## 2.2. Stepwise hydrothermal method

To achieve more precise control over the proportions of different components in the ternary system and reduce the limitations of synthesis conditions, researchers have utilized a stepwise hydrothermal method. This approach involves sequentially synthesizing the co-catalyst and photocatalyst to explore the optimal content of different materials for achieving synergistic effects while ensuring close contact between the heterostructures. Ugur et al. [15] employed a multi-step hydrothermal method to precisely control the proportion of the co-catalyst in the sample, aiming to achieve positive synergistic effects in the ternary system. Firstly, they used  $\text{Na}_2\text{MoO}_4 \cdot 2\text{H}_2\text{O}$ ,  $\text{CH}_4\text{N}_2\text{S}$ , and graphene oxide (GO) as precursors to synthesize  $\text{MoS}_2$ -rGO (MG) through hydrothermal synthesis, adjusting the content of rGO to achieve different hybridization effects. Subsequently, the obtained MG composite was dispersed in a 100 mL solution containing 30 mL ethanol and 70 mL deionized water, and 300 mg of ZnO dispersed in 100 mL deionized water was added dropwise. The mixture was stirred for 2 h at room temperature. The resulting mixture was then heated in a high-pressure autoclave at 180 °C for 10 h, followed by cooling to room temperature, washing, and drying, resulting in the successful synthesis of the sample (**Figure 4a**) [15]. Kumar et al. [16], on the other hand, used  $\text{Na}_2\text{MoO}_4 \cdot 2\text{H}_2\text{O}$ , GO, and L-cysteine as precursors. The precursors were subjected to a high-pressure autoclave at 180 °C for 24 h. The resulting product was washed and dried overnight at 80 °C to obtain  $\text{MoS}_2$ -rGO hybrid. Subsequently, the hybrid material was dispersed in deionized water, and a solution containing  $\text{Zn}(\text{CH}_3\text{COO})_2 \cdot 2\text{H}_2\text{O}$  and NaOH was added to form a homogeneous solution. The solution was then transferred to a high-pressure autoclave and treated at 160 °C for 2 h. After washing and drying, the desired product was obtained. This method allows for the control of the  $\text{MoS}_2$ -rGO hybrid content to optimize the heterostructure (**Figure 4b**) [16]. Li et al. [17] proposed a microwave-assisted method to synthesize the  $\text{MoS}_2$ -rGO component in the ternary system. They added varying amounts of GO to a solution of phosphomolybdic acid hydrate and adjusted the pH to 7 using a NaOH solution. Then, they added a thioacetamide solution and stirred for 10 min to generate a homogeneous dispersion. Subsequently, the mixture was heated at 150 °C for 10 min under microwave irradiation with a power of 150 W using an automated focusing microwave system. After washing and drying the resulting precipitate, the sample was obtained [17].

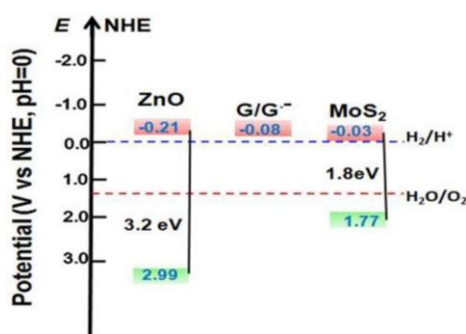


**Figure 4.** (A) XRD images of ZnO/MG hybrids [15]; (B) XRD patterns of a: ZnO NP, b: ZMG0.5, c: ZMG1 and d: ZMG2 [16].

In conclusion, the current synthesis of ternary systems primarily relies on relatively simple hydrothermal methods. However, there is a lack of in-depth exploration and understanding of additional reaction conditions (such as external fields, templates, etc.) and synthesis mechanisms.

### 3. Photocatalytic applications of ZnO/MoS<sub>2</sub>/rGO ternary system

For a long time, the photocatalytic activity of semiconductors has been limited by issues such as low efficiency, narrow light absorption range, and rapid recombination of photogenerated electron-hole pairs [18–20]. Combining wide-bandgap and narrow-bandgap semiconductors to form heterostructures with band offset has been proven to be an effective strategy for improvement [21]. In this research context, researchers have paid significant attention to the heterostructure of a ternary system composed of wide-bandgap ZnO, narrow-bandgap MoS<sub>2</sub>, and zero-bandgap graphene with a low Fermi level [22–24]. Due to the difference in the conduction band (CB) positions between ZnO and MoS<sub>2</sub>, photogenerated electrons can thermodynamically transfer from ZnO to MoS<sub>2</sub>, thereby slowing down the recombination process of electron-hole pairs (**Figure 5**). At the same time, rGO in graphene, with its two-dimensional sp<sup>2</sup>-hybridized conjugated structure, exhibits favorable band potential and Fermi level positions. It can act as an electron reservoir, receiving and transferring electrons from active sites in photocatalytic reactions [25].



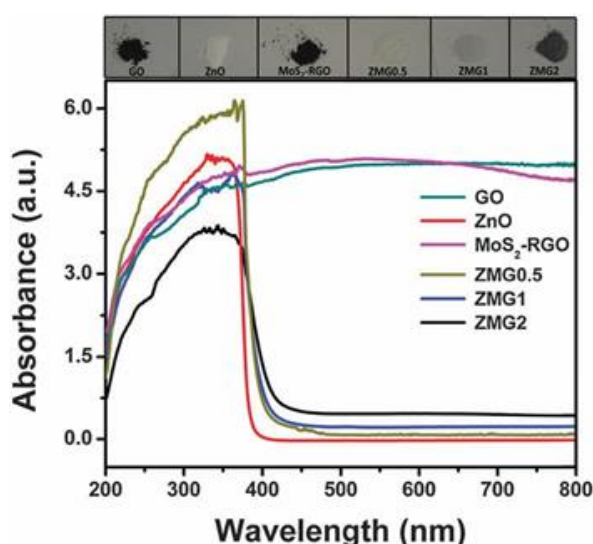
**Figure 5.** Schematic illustration of the potential and band positions for the ZnO, MoS<sub>2</sub> and rGO [13].

rGO also possesses excellent physicochemical properties, which can alleviate the aggregation issue of MoS<sub>2</sub> and ensure close contact between semiconductors, thus forming a stable heterostructure [26]. Furthermore, some literature suggests that doping MoS<sub>2</sub> and rGO as co-catalysts into ZnO can effectively adjust the band positions of the heterostructure, enhance visible light absorption, and improve overall light absorption capacity. Based on these findings, we have summarized some understanding of the heterostructure of the ternary system in overcoming challenges in semiconductor photocatalysis and outlined the research progress of the ternary system widely applied in photocatalytic hydrogen evolution, pollutant degradation, and antibacterial applications.

As an efficient photocatalyst that is metal-free, non-toxic, and low-cost, ZnO is limited by its wide band gap, which can only be excited by ultraviolet (UV) radiation [27–29]. However, UV radiation accounts for only about 5% of the solar spectrum,



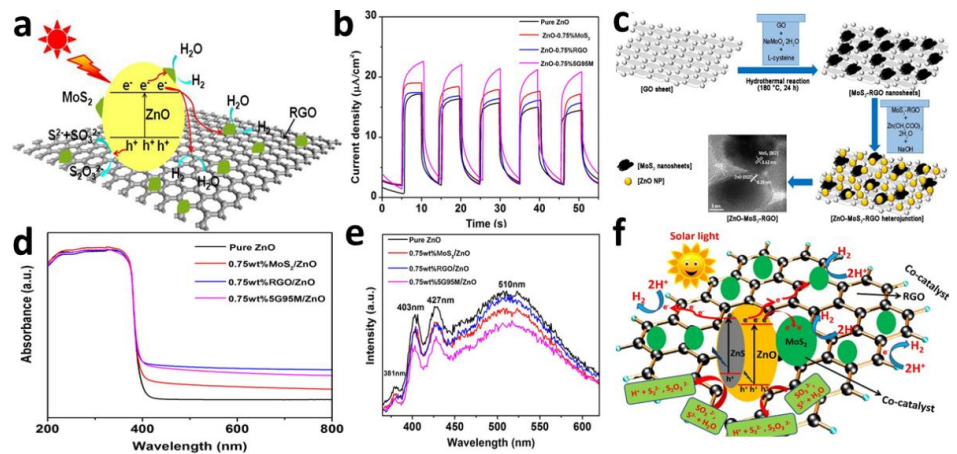
while the visible light region accounts for approximately 43%. This significantly limits the energy utilization efficiency of ZnO [30,31]. Therefore, it is necessary to broaden the light absorption range of ZnO to the visible light region and enhance its light absorption/capturing capability. In this regard, Kumar et al. proposed the ZnO-MoS<sub>2</sub>-rGO heterostructure, which enhances light capturing in both the UV and visible light regions, thereby generating more photo-induced charge carriers. Through diffuse reflectance spectroscopy (DRS) analysis in the range of 200–800 nm, they found that the light absorption capacity of the heterostructure increases with increasing MoS<sub>2</sub>-RGO content (**Figure 6**). This is attributed to the absorption characteristics of MoS<sub>2</sub> in the wavelength range of 200–800 nm, and the synergistic effect of MoS<sub>2</sub>-rGO leads to a redshift in the absorption spectrum of the heterostructure, enabling better utilization of the visible light region. For samples with different doping levels, they explained the variation in the bandgap as a result of chemical bonding at specific sites between the semiconductor and GO, leading to charge delocalization and optimizing the optical properties of the heterostructure [16,32].



**Figure 6.** DRS of GO, ZnO NP, MoS<sub>2</sub>-RGO, ZMG0.5, ZMG1 and ZMG2 [16].

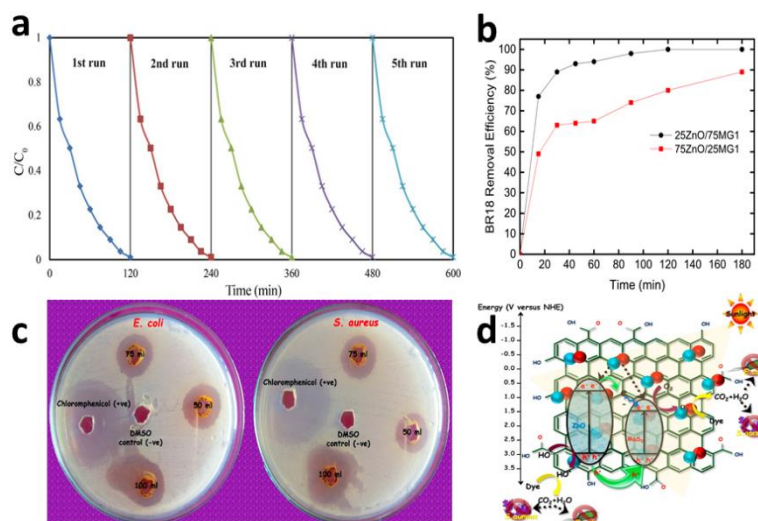
In semiconductor materials used for photocatalysis, the photogenerated electrons in the CB exist in metastable states and eventually recombine with holes in the VB. The rapid recombination of electron-hole pairs shortens the lifetime of charge carriers, resulting in lower photocatalytic activity [33]. Extending the charge transfer pathway is one effective way to enhance the material's capability for photocarrier separation. Ternary systems composed of semiconductors with different band gaps and rGO demonstrate significant potential in this regard [34]. Regarding the application of MoS<sub>2</sub>-rGO/ZnO in photocatalytic hydrogen evolution, Guan et al. proposed the reasons behind the high hydrogen evolution activity of the ternary system, attributing it to the positive synergistic effect between MoS<sub>2</sub> and rGO, where rGO functions as both a co-catalyst for hydrogen evolution and a powerful pathway for electron transfer (**Figure 7a**). Through characterization techniques such as UV-vis absorption spectroscopy (**Figure 7d**), nitrogen adsorption-desorption analysis, photoluminescence (PL) spectroscopy (**Figure 7e**), and photocurrent response

measurements (**Figure 7b**), they ruled out other factors influencing the hydrogen evolution activity and demonstrated that rGO accelerates the transfer of electrons from ZnO to MoS<sub>2</sub>, improving electron transport. This impedes the recombination of electron-hole pairs in the material, thereby enhancing the release activity of H<sub>2</sub>. Additionally, they proposed a mechanism to explain the hydrogen evolution process in the ternary system and provided insights for the design of other multicomponent photocatalysts [13]. Regarding the photocharge enhancement and charge separation capability in the ternary system, Kumar et al. [16] provided another insight (**Figure 7c**). They noted that in the process of photocatalytic hydrogen evolution, the presence of catalyst dispersed in the electrolyte (S<sup>2-</sup> and SO<sub>3</sub><sup>2-</sup>) enhances the hydrogen evolution rate (**Figure 7f**), with the optimal sample exhibiting a performance of 28.616 mmol h<sup>-1</sup>g<sub>cat</sub><sup>-1</sup> under sunlight irradiation. They attributed this to the in-situ generation of ZnS, which improves the interface charge transfer between the co-catalyst MoS<sub>2</sub> and rGO. Furthermore, rGO provides a large number of active sites available for photocatalytic reactions. Through characterization experiments such as scanning electron microscopy, transmission electron microscopy, X-ray diffraction, and energy-dispersive X-ray spectroscopy, they proved the presence of ZnS and indicated that the generation of ZnS results in extended absorption in the visible light region. Additionally, they suggested that the CB of ZnS has a lower potential than that of ZnO, while the VB of ZnO has a positive potential relative to that of ZnS [35,36]. The more negative CB potential of ZnS allows electrons to transfer from the CB of ZnS to the CB of ZnO, while holes transfer from the VB of ZnO to the VB of ZnS. As a result, the ZnS-ZnO heterostructure facilitates the effective separation of photogenerated charge carriers at the interface. Furthermore, rGO acts as an electron acceptor and shuttle, with its high charge transfer mobility extending the lifetime of photogenerated charge carriers [37].



**Figure 7.** (a) mechanism of H<sub>2</sub> evolution process in the MG/ZnO composite under irradiation; (b) transient photocurrent responses; (c) scheme of ZnO-MoS<sub>2</sub>-rGO ternary nanocomposites; (d) UV-vis absorption spectra; (e) the PL spectrum of pure ZnO, 0.75 wt% MoS<sub>2</sub>/ZnO, 0.75 wt% rGO/ZnO and 0.75 wt% 5G95M/ZnO samples [13]; (f) proposed mechanism for enhanced electron transfer across the ZnS-ZnO-MoS<sub>2</sub>-rGO hetero-junction under sunlight irradiation for photocatalytic H<sub>2</sub> generation with Na<sub>2</sub>S-Na<sub>2</sub>SO<sub>3</sub> as a sacrificial reagent [37].





**Figure 8.** (a) reusability of rGO/ZnO/MoS<sub>2</sub> nanocomposite in optimal condition for degradation process of aniline during the five cycles [38]; (b) photocatalytic degradation of BR18 dye for 25ZnO/75MG1 and 75ZnO/25MG1 [15]; (c) zone of inhibition tests for WFG nanocomposites materials towards gram-negative *E. coli* bacteria and gram-positive *S. aureus* bacteria; (d) photocatalytic mechanism scheme of the MZG nanocomposite [14].

The enhanced light absorption capacity, photocarrier separation ability, and prolonged carrier lifetime greatly expand the application range of ternary systems in photocatalytic applications. Ghasemipour et al. [38] applied rGO/ZnO/MoS<sub>2</sub> ternary nanocomposites to the photocatalytic degradation of aniline in aqueous solutions and investigated the effects of operational variables such as solution pH, catalyst dosage, and initial aniline concentration on achieving maximum degradation efficiency. They found that under conditions of pH = 4, catalyst dosage of 0.7 g L<sup>-1</sup>, aniline concentration of 80 ppm, and light intensity of 100 W, complete degradation of aniline was observed. Based on the results of scavenger experiments, hydroxyl radicals were identified as the main active species in the photocatalytic reaction. Additionally, due to the synergistic effects between the components in the ternary system, the catalyst exhibited excellent reusability and stability even after five consecutive uses (Figure 8a). This study demonstrates the tremendous potential of rGO/ZnO/MoS<sub>2</sub> in treating various organic pollutant wastewater. Priyadharsan et al. [38] proposed that MoS<sub>2</sub>-ZnO reduced graphene oxide (MZG) nanocomposites exhibit high antibacterial activity against *Escherichia coli* (*E. coli*) and *Staphylococcus aureus* (*S. aureus*) (Figure 8d). They investigated the antibacterial activity of MZG nanocomposites against these two pathogenic bacteria using the well diffusion method on Mueller-Hinton agar plates (Figure 8c). The results demonstrated that the antibacterial activity of MZG nanocomposites was positively correlated with the dosage. At higher concentrations (100 µg mL<sup>-1</sup>), bacterial growth was completely inhibited. The bio-deactivation mechanism occurred through the production of abundant surface oxygen, leading to bacterial membrane rupture and ultimately killing the pathogens. This study highlights the potential application of ternary materials as effective antibacterial agents [14,39]. Ugur et al. [15] synthesized a ternary hybrid nanostructure composed of ZnO nanorods and MG co-

catalyst and applied it to the degradation of the water pollutant BR18 dye commonly found in the textile industry. Under the conditions of 25ZnO/75MG1 heterostructure, 100% dye degradation could be achieved within 180 min (**Figure 8b**). When the content of GO in the co-catalyst increased to 5%, 25ZnO/75MG2 achieved complete degradation of the dye solution within the first 30 min. They attributed this excellent photocatalytic performance to the positive synergistic effect of the MoS<sub>2</sub>-rGO co-catalyst and highlighted the effective role of GO content in accelerating charge separation and electron transfer characteristics [15].

## 4. Conclusions

The ZnO/MoS<sub>2</sub>/rGO ternary system heterostructure is a highly promising photocatalyst that benefits from the synergistic interaction between the catalyst and co-catalyst. This system exhibits significant advantages in terms of solar light absorption capacity and range, specific surface area, and efficiency of photogenerated electron-hole separation. This review summarizes the hydrothermal synthesis methods for preparing such high-demand nanocomposite materials, including one-step and stepwise methods. Subsequently, we elaborate on the mechanism of how the heterostructure of the ternary system enhances light absorption and achieves efficient electron-hole separation behavior during the photocatalytic process. Due to its tremendous advantages, this ternary system heterostructure has been widely applied in the field of photocatalysis, including applications such as pollutant degradation, sterilization, and water splitting (**Table 1**).

**Table 1.** Synthesis methods for various heterostructures.

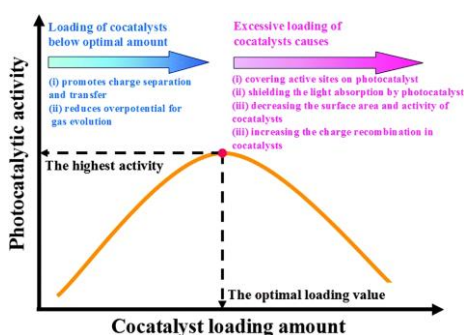
Material	Synthesis	Catalytic performance	Ref.
ZMG1	Stepwise hydrothermal method	The degradation of MB dye and carbendazim under natural sunlight irradiation: 98% after 60 min	[16]
0.5 wt% MoS <sub>2</sub> /ZnO	One-step hydrothermal method	Photocatalytic H <sub>2</sub> evolution: 98.1 $\mu\text{mol g}^{-1} \text{h}^{-1}$	[13]
ZMG4	Stepwise hydrothermal method	Photocatalytic H <sub>2</sub> evolution: 28.616 $\text{mmol h}^{-1} \text{g}^{-1}$	[37]
RGO 10%/ZnO 20%/MoS <sub>2</sub>	One-step hydrothermal method	In real wastewater, the COD and TOC ratios decreased to zero and 7%, respectively after 440 min under the operational conditions.	[38]
MZG	One-step hydrothermal method	The growth of <i>E. coli</i> and <i>S. aureus</i> in Mueller Hinton agar in the concentration of 100 $\mu\text{g/mL}$ was completely declined	[14]
25ZnO/75MG1	Stepwise hydrothermal method	100% degradation of BR18 dye for 180 min	[15]

## 5. Perspective

Despite the enormous potential of the ZnO/MoS<sub>2</sub>/rGO ternary system as an efficient photocatalyst, it still faces significant challenges in both fundamental and practical aspects:

- 1) The content ratio of different components in the ternary system needs to be optimized for specific applications (**Figure 9**). A high co-catalyst content may lead to light shielding effects, reducing the number of active sites in ZnO and hindering the excitation of photogenerated charge carriers. On the other hand, a low co-catalyst content may be insufficient to effectively prevent particle aggregation and achieve efficient charge separation.

- 2) The utilization of photocatalytic active sites is influenced by factors such as the size, morphology, pore structure, phase, and impurities of the highly efficient catalyst nanostructures. Therefore, the development of more efficient and diverse synthesis methods is crucial to synthesize phases with high photocatalytic activity and achieve precise control.
- 3) Further optimization of the co-catalyst is still needed. Strategies such as heteroatom doping and introducing vacancies can improve the electron state density of the co-catalyst, leading to enhanced electron mobility and charge separation efficiency. Further exploration is required in this aspect.
- 4) A deeper understanding of the relationship between composition, structure, and performance requires a collaborative effort between theoretical calculations and experimental validation.



**Figure 9.** A volcano-type relationship between the loading amount of a cocatalyst and the photocatalytic activity of the cocatalyst-loaded semiconductor photocatalyst [21].

Addressing these challenges will require further research and exploration to achieve the efficient application of ZnO/MoS<sub>2</sub>/rGO ternary system photocatalysts.

**Funding:** This work was financially supported by the Graduate Innovation Fund of Jilin University (Grant No. 2022177).

**Conflict of interest:** The authors declare no conflict of interest.

## References

1. Fujishima A, Honda K. Electrochemical Photolysis of Water at a Semiconductor Electrode. *Nature*. 1972; 238(5358): 37-38. doi: 10.1038/238037a0
2. Sadhishkumar S, Balusamy T. Performance improvement in solar water heating systems—A review. *Renewable and Sustainable Energy Reviews*. 2014; 37: 191-198. doi: 10.1016/j.rser.2014.04.072
3. Zhao Z. Iop, Research progress of semiconductor photocatalysis applied to environmental governance. 3rd International Conference on Air Pollution and Environmental Engineering Electr Network. 2020.
4. Ge J, Zhang Y, Park SJ. Recent Advances in Carbonaceous Photocatalysts with Enhanced Photocatalytic Performances: A Mini Review. *Materials*. 2019; 12(12): 1916. doi: 10.3390/ma12121916
5. Dhiman V, Kondal N. MoS<sub>2</sub>-ZnO nanocomposites for photocatalytic energy conversion and solar applications. *Physica B: Condensed Matter*. 2022; 628: 413569. doi: 10.1016/j.physb.2021.413569
6. Ahamed M, Javed Akhtar M, Majeed Khan MA, et al. Facile green synthesis of ZnO-RGO nanocomposites with enhanced anticancer efficacy. *Methods*. 2022; 199: 28-36. doi: 10.1016/j.ymeth.2021.04.020
7. Cao M, Zhao L, Wang W, et al. Effects of dopants Ti and Al on microstructure, mechanical and tribological behaviors of

- ZnO/MoS<sub>2</sub> coating deposited by magnetron co-sputtering. *AIP Advances*. 2019; 9(4). doi: 10.1063/1.5089905
8. Liu HQ, Yao CB, Jiang CH, et al. Preparation, modification and nonlinear optical properties of semiconducting MoS<sub>2</sub> and MoS<sub>2</sub>/ZnO composite film. *Optics & Laser Technology*. 2021; 138: 106905. doi: 10.1016/j.optlastec.2020.106905
9. Friedman AL, Perkins FK, Hanbicki AT, et al. Dynamics of chemical vapor sensing with MoS<sub>2</sub> using 1T/2H phase contacts/channel. *Nanoscale*. 2016; 8(22): 11445-11453. doi: 10.1039/c6nr01979j
10. Yi L, Chang T. Loading direction dependent mechanical behavior of graphene under shear strain. *Science China Physics, Mechanics and Astronomy*. 2012; 55(6): 1083-1087. doi: 10.1007/s11433-012-4721-x
11. Feng S, Xu R. New Materials in Hydrothermal Synthesis. *Accounts of Chemical Research*. 2000; 34(3): 239-247. doi: 10.1021/ar0000105
12. Shi W, Song S, Zhang H. Hydrothermal synthetic strategies of inorganic semiconducting nanostructures. *Chemical Society Reviews*. 2013; 42(13): 5714. doi: 10.1039/c3cs60012b
13. Guan Z, Wang P, Li Q, et al. Remarkable enhancement in solar hydrogen generation from MoS<sub>2</sub>-RGO/ZnO composite photocatalyst by constructing a robust electron transport pathway. *Chemical Engineering Journal*. 2017; 327: 397-405. doi: 10.1016/j.cej.2017.06.125
14. Priyadharsan A, Shanavas S, Vasanthakumar V, et al. Synthesis and investigation on synergetic effect of rGO-ZnO decorated MoS<sub>2</sub> microflowers with enhanced photocatalytic and antibacterial activity. *Colloids and Surfaces A: Physicochemical and Engineering Aspects*. 2018; 559: 43-53. doi: 10.1016/j.colsurfa.2018.09.034
15. Ugur N, Bilici Z, Ocakoglu K, et al. Synthesis and characterization of composite catalysts comprised of ZnO/MoS<sub>2</sub>/rGO for photocatalytic decolorization of BR 18 dye. *Colloids and Surfaces A: Physicochemical and Engineering Aspects*. 2021; 626: 126945. doi: 10.1016/j.colsurfa.2021.126945
16. Kumar S, Sharma V, Bhattacharyya K, et al. Synergetic effect of MoS<sub>2</sub>-RGO doping to enhance the photocatalytic performance of ZnO nanoparticles. *New Journal of Chemistry*. 2016; 40(6): 5185-5197. doi: 10.1039/c5nj03595c
17. Li J, Liu X, Pan L, et al. MoS<sub>2</sub>-reduced graphene oxide composites synthesized via a microwave-assisted method for visible-light photocatalytic degradation of methylene blue. *RSC Advances*. 2014; 4(19): 9647. doi: 10.1039/c3ra46956e
18. Wang M, Iocozia J, Sun L, et al. Inorganic-modified semiconductor TiO<sub>2</sub> nanotube arrays for photocatalysis. *Energy Environ Sci*. 2014; 7(7): 2182-2202. doi: 10.1039/c4ee00147h
19. Cheng Z, Qi W, Pang CH, et al. Recent Advances in Transition Metal Nitride-Based Materials for Photocatalytic Applications. *Advanced Functional Materials*. 2021; 31(26). doi: 10.1002/adfm.202100553
20. Qiu J, Zhang X, Feng Y, et al. Modified metal-organic frameworks as photocatalysts. *Applied Catalysis B: Environmental*. 2018; 231: 317-342. doi: 10.1016/j.apcatb.2018.03.039
21. Ran J, Zhang J, Yu J, et al. Earth-abundant cocatalysts for semiconductor-based photocatalytic water splitting. *Chem Soc Rev*. 2014; 43(22): 7787-7812. doi: 10.1039/c3cs60425j
22. Labhane PK, Patle LB, Sonawane GH, et al. Fabrication of ternary Mn doped ZnO nanoparticles grafted on reduced graphene oxide (RGO) sheet as an efficient solar light driven photocatalyst. *Chemical Physics Letters*. 2018; 710: 70-77. doi: 10.1016/j.cplett.2018.08.066
23. Lu D, Wang H, Zhao X, et al. Highly Efficient Visible-Light-Induced Photoactivity of Z-Scheme g-C<sub>3</sub>N<sub>4</sub>/Ag/MoS<sub>2</sub> Ternary Photocatalysts for Organic Pollutant Degradation and Production of Hydrogen. *ACS Sustainable Chemistry & Engineering*. 2017; 5(2): 1436-1445. doi: 10.1021/acssuschemeng.6b02010
24. Wang S, Ren C, Tian H, et al. MoS<sub>2</sub>/ZnO van der Waals heterostructure as a high-efficiency water splitting photocatalyst: a first-principles study. *Physical Chemistry Chemical Physics*. 2018; 20(19): 13394-13399. doi: 10.1039/c8cp00808f
25. Xiang Q, Yu J, Jaroniec M. Synergetic Effect of MoS<sub>2</sub> and Graphene as Cocatalysts for Enhanced Photocatalytic H<sub>2</sub> Production Activity of TiO<sub>2</sub> Nanoparticles. *Journal of the American Chemical Society*. 2012; 134(15): 6575-6578. doi: 10.1021/ja302846n
26. Chakrabarty S, Mukherjee A, Basu S. RGO-MoS<sub>2</sub> Supported NiCo<sub>2</sub>O<sub>4</sub> Catalyst toward Solar Water Splitting and Dye Degradation. *ACS Sustainable Chemistry & Engineering*. 2018; 6(4): 5238-5247. doi: 10.1021/acssuschemeng.7b04757
27. Li Y, Xie W, Hu X, et al. Comparison of Dye Photodegradation and its Coupling with Light-to-Electricity Conversion over TiO<sub>2</sub> and ZnO. *Langmuir*. 2009; 26(1): 591-597. doi: 10.1021/la902117c
28. Wei Y, Huang Y, Wu J, et al. Synthesis of hierarchically structured ZnO spheres by facile methods and their photocatalytic deNO<sub>x</sub> properties. *Journal of Hazardous Materials*. 2013; 248-249: 202-210. doi: 10.1016/j.jhazmat.2013.01.012
29. Moafi HF, Zanjanchi MA, Shojaie AF. Tungsten-doped ZnO nanocomposite: Synthesis, characterization, and highly active

- photocatalyst toward dye photodegradation. *Materials Chemistry and Physics*. 2013; 139(2-3): 856-864. doi: 10.1016/j.matchemphys.2013.02.044
30. Ebadi M, Teymourinia H, Amiri O, et al. Synthesis of CeO<sub>2</sub>/Ag/Ho nanostructures in order to improve photo catalytic activity of CeO<sub>2</sub> under visible light. *Journal of Materials Science: Materials in Electronics*. 2018; 29(10): 8817-8821. doi: 10.1007/s10854-018-8899-1
31. Xie G, Zhang K, Guo B, et al. Graphene-Based Materials for Hydrogen Generation from Light-Driven Water Splitting. *Advanced Materials*. 2013; 25(28): 3820-3839. doi: 10.1002/adma.201301207
32. Zhang Y, Tang ZR, Fu X, et al. TiO<sub>2</sub>-Graphene Nanocomposites for Gas-Phase Photocatalytic Degradation of Volatile Aromatic Pollutant: Is TiO<sub>2</sub>-Graphene Truly Different from Other TiO<sub>2</sub>-Carbon Composite Materials? *ACS Nano*. 2010; 4(12): 7303-7314. doi: 10.1021/nm1024219
33. Maity P, Mohammed OF, Katsiev K, et al. Study of the Bulk Charge Carrier Dynamics in Anatase and Rutile TiO<sub>2</sub> Single Crystals by Femtosecond Time-Resolved Spectroscopy. *The Journal of Physical Chemistry C*. 2018; 122(16): 8925-8932. doi: 10.1021/acs.jpcc.8b00256
34. Lu X, Chen A, Luo Y, et al. Conducting Interface in Oxide Homojunction: Understanding of Superior Properties in Black TiO<sub>2</sub>. *Nano Letters*. 2016; 16(9): 5751-5755. doi: 10.1021/acs.nanolett.6b02454
35. Gomathisankar P, Hachisuka K, Katsumata H, et al. Photocatalytic hydrogen production with CuS/ZnO from aqueous Na<sub>2</sub>S + Na<sub>2</sub>SO<sub>3</sub> solution. *International Journal of Hydrogen Energy*. 2013; 38(21): 8625-8630. doi: 10.1016/j.ijhydene.2013.04.131
36. Kumar S, Sharma V, Bhattacharyya K, et al. N-doped ZnO-MoS<sub>2</sub> binary heterojunctions: the dual role of 2D MoS<sub>2</sub> in the enhancement of photostability and photocatalytic activity under visible light irradiation for tetracycline degradation. *Materials Chemistry Frontiers*. 2017; 1(6): 1093-1106. doi: 10.1039/c6qm00274a
37. Kumar S, Reddy NL, Kushwaha HS, et al. Efficient Electron Transfer across a ZnO-MoS<sub>2</sub>-Reduced Graphene Oxide Heterojunction for Enhanced Sunlight-Driven Photocatalytic Hydrogen Evolution. *ChemSusChem*. 2017; 10(18): 3588-3603. doi: 10.1002/cssc.201701024
38. Ghasemipour P, Fattahi M, Rasekh B, et al. Developing the Ternary ZnO Doped MoS<sub>2</sub> Nanostructures Grafted on CNT and Reduced Graphene Oxide (RGO) for Photocatalytic Degradation of Aniline. *Scientific Reports*. 2020; 10(1). doi: 10.1038/s41598-020-61367-7
39. Haghighi N, Abdi Y, Haghighi F. Light-induced antifungal activity of TiO<sub>2</sub> nanoparticles/ZnO nanowires. *Applied Surface Science*. 2011; 257(23): 10096-10100. doi: 10.1016/j.apsusc.2011.06.145